

The ROAD RUNNER



MAFCA Charter

MAFCA "Newsletter of Excellence" 2015, MARC "Award of Excellence" 2015

MARC Region

Officers

President:	Bill Skaggs
Vice President:	Loura Cook
Secretary:	Sandi Shaw
Treasurer:	Bob Martin
Activities/Tours :	
Technical	Walt Jones
Concerns/Calling	Etta Ridgeway
Membership/Public Relations:	Liz Blakley
Merchandising:	Amy Lang
Raffle	Glenda Dunlop
Newsletter/Publishing:	Sherry Winkinhofer
Property:	
Webmaster:	
Director:	John Kunkle
Director:	Terry Richardson

Birthdays

Judy Ishmael	09/04	Glenda Harless	09/21
Karen Haber	09/08	Lyman Ridgeway	09/25
Amy Lang	09/11	Liz Blakley	09/27
Jim Spawn	09/13	Deloris Dahms	09/27
Susan Blaney	09/14	Frank Parnell	09/28
Robert Sansom	09/18	Shan Johnson	09/29
Max Stamp	09/20		

Anniversaries

Eddie & Marilyn Griggs	9/3/2013
Larry & Virginia Weigum	9/9/2013
Chili & Linda Canida	9/29/2013

Monthly Meeting

Tuesday September 12th, 2017

Special date due to holiday

6:00 dinner available at special price, 7:00 meeting
The American Legion, 92 Hwy & DD, Smithville MO

Board Meeting

September 21st, 2017

The 3rd Thursday of each odd month,
7 pm , Mid-Continent Library
Boardwalk Shopping Center, Barry Road and I-29

Technical Meeting & Breakfast Club-KC

Big Biscuit in Liberty

Please join us every Wednesday 7:00 am to "whenever"
at the Liberty Corner Shopping Center, at 840 Missouri Highway
291, (816-429-5314)

Technical Meeting & Breakfast Club-St Joe

Every Monday 8:00-10:00 AM
Hy-Vee 201 North Belt Highway, St. Joseph

Ice Cream & Socializing

Every Saturday evening 6:00 PM
Moved to Wendy's in Liberty
3 Victory Dr, Liberty, MO 64068

Presidents Comments:

As we move into the fall there are still many exciting and interesting Model A events planned. Check our schedule on page 3 and mark your calendars now! Autumn is perfect Model A weather, and the tours and parades are always much fun, it's a shame to miss any!

As you can tell from the pictures, the Bill and Charlie Tour was a huge success, as was the Ice Cream Social at Loura's house. Both of these events were conceived and planned by "just regular members" of the club. You don't have to be the Tour Director, just know of a fun place to drive a Model A to. The rest is easy! If you have any ideas for new events, let one of your Board members know, and we'll help you figure out how to make it happen!

See you there!

Bill Skaggs, President.

You can go anywhere you want if you look serious

and carry a clipboard.

Fall is a busy month, but this year it's exceptionally so for me! My house in Smithville is now on the market and if I'm lucky, and the market holds out, it should sell quick. But there-in lies the problem as I don't at this point have a new place to move to yet!

I'm sure I'll find a place soon, but until then, I'll probably be spending a lot more time in Table Rock. But that doesn't mean I plan on missing all the fun. I have enough offers of beds around town to ensure that I'll be here for the meetings and events this fall. After all, autumn is my favorite Model A time of the year. I love the parades, and maybe this year I'll actually make it to Dustbowl Jamboree! Third times a charm, you know!

In the meantime, I still have the Old Lady's barn to clean out. I've sold a lot of the miscellaneous stuff, but there is still a lot to go. At the moment I'm still determining what I should keep to keep the Old Lady happy, but I'm almost there.

So pretty soon I'm going to spread the word (have to find the right date) and invite everyone over to take what they want of what's left. Some of it just looks like junk and rust to me, but I'm betting some of you Model A'ers out there will know the difference! At the very least, you'll confirm what I do need to just scrap out. And at the best, you might just find that missing treasure you just can't live without! So keep an eye on your emails, and I'll try to give enough notice to give it time to spread through the Model A grape vine (Breakfast meetings)

Happy A'ing

Sherry Wink
Editor

NORTHWEST MO MODEL A FORD CLUB MEETING

American Legion Hall, Smithville, MO

August 7, 2017 7:00 p.m.

Meeting Opened By: Laura Cook led us in the Pledge of Allegiance. Our program tonight is Charlie Pautle, Museum Director of Shawnee Town 1929.

Secretary Report: Approved as read.

Treasurer Report: Starting balance \$10,361.65. Income: \$114.65. Expenses: \$26.08. Ending balance: \$10,449.32
Motion passed. St. Joseph.

New Business: Ice cream social will be August 19th at Laura Cook's home. The car games for the regional will be there so we can look them over. October 14 we will have a run thru of the games at the Police Academy.

Bill Skaggs invited anyone who would like to see the eclipse in Polo, August 21, to come to his farm.

Membership: 49 members present tonight.

Activities: Hamilton parade is August 18 at 6:00 p.m. Mystery Tour is August 26. We will meet at Sutherland Lumber at 8:30.

Concerns/ Calling: Thinking of you cards to Richard & Delores Dahms, Lee & Esther Felsburg, Bill Matteson, Linda Canada, Cheryl Taylor. Margaret Minor is now living with her daughter.

Meeting adjourned at 8:00 p.m.

Respectfully submitted by Sandi Shaw

MAFFI Newsletter Minute

We are in the last minute preparations for Model A Day, Sept. 16, 2017 and hope that many of you have made your plans to attend. In addition to the new displays in the museum, a 1931 Standrive Milk Truck, a right hand drive Phaeton produced in England, and a Russian built GAZ engine inside the museum we will have a couple of interesting and rare vehicles outside the museum (weather permitting).

This year's technical seminars will be on Front End Assembly and Repair, Installing a Cell Phone Power Outlet in 6 volt Model A, Roadside Trouble shooting, Model A Accessories and for the ladies, a fashion seminar "Vintage in Style; From Pouch to Purse". (There is a small charge of \$5/person for each seminar.)

Last but not least is the all-day swap meet and the membership meeting and Hall of Fame ceremony!! Don't forget to bring your MAFFI membership card for free admission to the museum.

Thank you for your continued support of the Model A Ford Museum.

Loukie Smith
MAFFI president



TENTATIVE SCHEDULE
10 a.m. Vintage Car Show
11 a.m. Dust Bowl Open Jam Session
1 p.m. Youth Acoustic Contest
2 p.m. Dust Bowl Concert

Food, Drink and Ice Cream Available!



All Events are Free! More Info 816-916-4100 • Visit Facebook/Dust Bowl Jamboree



Activities

"Departure places and times for events will be published on the Web Site and Newsletter the month prior to the event".

September 9-10th—Weekend in Table Rock Nebraska

Leave Platte City QT at 8:00 am Saturday
Return Sunday

September 30th -- Dust Bowl Jamboree

E.H. Young Riverfront Park, Riverside Missouri
All events are free
More Info 816-916-4100, visit Facebook/Dust Bowl Jamboree

September 24-29 -- 2017 MAFCA National Tour

Hosts: Bakersfield Chapter
Beginning in Paso Robles, CA, over the Golden Gate Bridge
and ending in Napa Valley.
<http://mafca.com/events/2017%20Nat%20Tour%20Info.pdf>

Save the Date

October 7th—Weston Applefest Parade
December 10th—Annual Christmas Party

September 16th—Mystery Tour to celebrate Model A Day

Rescheduled for spring

September 23rd-Wine Tasting and Pizza Tour

Meet at Elms Hotel at 10:00 A.M. Excelsior Springs
For info contact Bill Auch: 816-510-1698

If you are planning on joining in on any of the tours or activities, but haven't put your name on a sign-up sheet, let Marvin Taylor know!

Phone: 816-807-6300 or Email: tours@nwmomodela.com That way if it has to be canceled or has a location or the schedule changed, you will be notified!



Next Meeting—

Ralph A. Monaco, is an attorney, former Representative in the Missouri House, and a published author. He enjoys producing and directing historical retrials in partnership between the Jackson County Historical Society and U.M.K.C. School of Law, which have include the These historical retrials have included the 1910 murder trial of Dr. C. Bennett Hyde for the alleged murder of Kansas City philanthropist Thomas H. Swope.

This meeting he will be sharing the story of a notorious 1929 murder that occurred in Kansas City.

This should be interesting, don't miss it!



Second Chance—August Mystery Member

- Talked with Charles Manson for about twenty minutes
- Shook hands with Elvis
- Interviewed Lefty Frizzell, Bobby Bare, Stuart Hamblen and Charlie Daniels
- Spent 1/2 hour in a 6' x 6' booth with Academy Award winning actress Shirley MacLain
- Used Henry Ford's bathroom

Can you guess who it is??

They didn't make it to the August meeting, so you have one more chance to figure it out before the big reveal!



Thanks to Etta and Marylou for phone everyone to update them on the change of meeting date! My apologies for not getting the newsletter out a little earlier to help spread the news!



Sunshine/Concerns
(816) 719-9997



Etta Ridgeway is our Sunshine/Concerns lady! If you know anybody in need of a card or phone call, please let her know. And, if you just want to share the news of a happy event, such as a new grandbaby or a wedding, let her know that too!

Deadline for the Next Road Runner
The 20th of the preceding month

Email to roadrunner@nwmomodela.com
Or mail to: Sherry Winkinhofer
14900 Green Briar DR
Smithville Mo. 64089



Club Contact Information:

President Bill Skaggs: info@nwmomodela.com
816-807-6300
All Officers: info@nwmomodela.com
Tours and Activities: tours@nwmomodela.com
Publications: RoadRunner@nwmomodela.com
Membership: membership@nwmomodela.com
Webmaster: webguy@nwmomodela.com
Tech Advisor: techguy@nwmomodela.com
Pictures@nwmomodela.com

Visit www.nwmomodela.com today!

Please email any info, pictures, questions & suggestions to
info@nwmomodela.com



Ice Cream Social August 19th





That's the way to do it! Come up with a great idea for a tour, run it past the Board, schedule it, invite all your friends, and have a great time! That's exactly what Charlie and Bill did for the club in August and I think that all who went would agree, it was great! Even Ray, who said to thanks to Walt loaning him a carburetor to get home on.

Pictures by Brenda Meyer and Terry Richardson.



Fall Fashion

By Sherry Wink



1929 Fall & Winter Simpson Company Catalog

Looking for an easy style to wear for those Autumn tours? Here's an easy style to emulate! It's simply a skirt and top. This look was popular for "sporting ladies" back in the Model A days.

As you can see from these examples, all you need is a skirt and top. The skirt can be pleated, flared, or straight. For a top, a sweater, cardigan, or pullover was a popular choice. On warmer days a simple shirtwaist (or a tailored shirt as we call it) works well. Add a jacket as well and you'll be ready for all temperatures.

Accessorize with a tie or scarf, maybe add knee high stockings, and definitely a hat, and you'll look Era in a flash!



Sport Suit, ca. 1928
From Austria



Nice use of a scarf as an accessory in 1929



An Illustration from a 1929 fashion article



Lady Golfers in 1931



Illustration from a 1928 Knitting magazine



Sears Fall & Winter Catalog 1929



Cover of a 1929 French Fashion Magazine


I found this wonderful 1928 cookbook at archive.org, an on-line non-profit library of free books, movies, software, music, websites, and more. This book was celebrating 200 years of Fry Chocolate Company, and had some delicious sounding recipes in it!

Chocolate Bread Pudding

- 2 cups stale bread crumbs
- 4 cups scalded milk
- 2/3 cup sugar
- 1/4 teaspoonful salt
- 2 eggs
- 1 teaspoonful vanilla
- 6 tablespoonsful Fry's Baking Chocolate or Breakfast Cocoa

Method: Soak bread in milk 30 minutes. Mix sugar, cocoa, salt, add to the above mixture, then add vanilla. Beat eggs slightly, add and mix thoroughly. Turn into buttered baking dish and bake one hour in moderate oven.

Serve if desired with chocolate sauce.



Brands We Still Know

The first electric refrigerator was offered for sale in 1913. The Guardian Frigerator Company was organized in 1916 to manufacture a new self-contained version. The company struggled, and sold only 40 units in its first 2 years. But Billy Durant, President of General Motors saw the potential and bought the company out with his own money in 1918. General Motors repaid Durant his investment (and more) in 1919 and changed the name to Frigidaire.

The company prospered from that point. In 1926, the first all-steel refrigerator cabinet was introduced. By 1929 it had sold over one million refrigerators. In 1931, Frigidaire invented Freon 12, replacing the toxic sulfur dioxide or ammonia gas that had been used. In 1938, Frigidaire produced its first air cooled window air conditioner. 1948 saw the first refrigerator-freezer combination with completely separate freezer section. Frigidaire is currently owned by the Electrolux Company



1931 Advertisement

Interesting note: During WWII Frigidaire halted production to contribute to the war effort by building Browning .50 caliber machine guns, aircraft parts and other military items.

Model A Mystery Part

What is it?

Do you know? For "Bragging Rights",
email

techguy@nwmomodela.com!



Photo courtesy of Snyder's
Antique Auto

Last Months' Mystery Part



Photo courtesy of Mike's
A-Ford-Able Parts

Did you recognize this as a seat adjuster bolt? It's a special threaded bolt use to adjust the screw-type adjustable seat. 5 1/2" long. Used on: 30-31 Coupes and Cabriolets, 29-31 Fordor and Town Sedans.

Walt's Old Time Tech Tip

Walt Jones, Tech Director

SPARK PLUG READING

By: Mike Canter

Other than installing thermo-coupler sensors in the combustion chambers the only real way that you know what is happening inside your engine is to read the spark plugs. Both the fuel mixture and the ignition timing result in coloring of the spark plug's porcelain and ground strap. The trick is to how to get the correct coloring without going into detonation and destroying the engine or by going too rich and raising the ring lands. Spark plugs can only be correctly read if the car has been shut down immediately at the end of a run without driving it back to the pits. Get off the track and coast to a place you are safely out of the way and either read the plug there or change one or two with some you have in your pocket so you can read these uncontaminated plugs when back to the pits. Or you should tow the car back to the pits. It may take a couple of runs to get see the sparkplug color.

Reading For Air Fuel Mixture: The porcelain around the plug's center electrode can be divided into three areas for reading. The area that is closest to the tip is affected by the idle and transition circuits carburetor circuits and is of no real concern to a racer. If this area is gray then you drove the car back to the pits and you cannot correctly read the plugs. The middle area is only colored when you drive down the road at around a steady 30-40 mph and is normally affected by the primary circuit jetting with the power valve closed and this is really of no concern to the racer. The area you are interested in is that third that is all the way up inside the plug where the sun don't shine. This area is colored when all is wide open under full power because the combustion chamber heat totally cleans off the other two areas. It will take a special plug reading flashlight with the magnifying glass to view it correctly. Plugs cannot be correctly read by just quickly looking at them with the naked eye. You see people doing it all the time because they do not know how to read plugs.

Normally aspirated cars should have a light gray or tan hydrocarbon ring or as some call it a "fuel ring" all the way up inside around the third area closest to the point where the porcelain is attached to

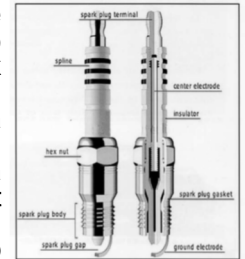
the metal jacket of the plug. The actual color may de-pend on type of fuel you use. This fuel ring should appear like a light shadow. Most VP C-15, C-16 or C23+ fuels will show as a light gray when correct. This fuel ring starts to color on the porcelain side that is below the ground strap and works its way around either side of the center electrode until it completely joins. Sometimes it may take two or three runs to see a good coloring. Note: New engines or engines that pump a little oil may show a thin oily line way down inside on the porcelain where the porcelain meets the metal wall of the plug. This oil line has nothing to do with the air/fuel mixture but may be confused with the fuel ring you are looking for. If you are having a hard time figuring out if what you are reading is correct or because you are not sure if the plug heat range is correct then tow the car back to the pits and drop the headers and look inside the pipes. If they are black then you are too rich, if they are light gray or white then you are too lean. The pipes should be a medium to dark gray or tan color. Normally the white area of the porcelain has a chalky appearance. If you see the porcelain take on a shine then it is time to change the plugs because the glass that is in the porcelain has been melted and has glazed the surface. If the car has been running rich (due to lots of idling or incorrect fuel mixture) then it is possible to glaze the plugs and short them out during a run be-cause of the sudden heating of the plug with the soot on the porcelain. This glazing appears to be a glossy coating on the porcelain with a splotches of color of greenish yellow or brown. These two different glazings will cause the plug to short out and misfire and raise ring lands or make a popping through the exhaust when going down the track.

Reading For Ignition Timing: Ignition timing is directly responsible for the heat in the combustion chamber and therefore the color of the plug's ground strap and the color of the first few threads on the outside of the plug. The ignition timing can be checked by looking at the color of the plug's ground strap and the position of the -blue line" on the strap.

The blue line really indicates the point at which the strap has reached annealing

temperature of the metal. To help to understand this think of a bar of steel (ground strap) on a table that is being super heated with a acetylene torch at one of the tip ends. As the end heats up and the heat starts moving down the bar you will see a blue line across the bar at some point down the bar away from tip with the torch. This blue line reflects the temperature that is the annealing point of the metal. As the temperature increases the blue line moves further down the bar away from the torch. Similarly, the blue line moves down the spark plug ground strap as you put more heat in the engine. If you are using a gold colored ground strap like with an NGK spark plug then not enough timing will show the ground strap as still gold or going light gray maybe with a few bubbles on it after a run. As you advance the ignition and put heat in the engine the plug ground strap will turn darker gray as well as the metal at the end of the threaded area. As the metal turns medium to dark gray you should start looking for the blue line (band) around the ground strap. Ideally, you want this blue line to be just below where the ground strap makes the sharp bend and above the weld. If you advance the ignition too far the blue will disappear off the strap and the strap will pick up rainbow colors (blues and greens). The next step beyond that is to start melting the strap from the tip end and detonation. When you are close to the correct timing then only change the timing by one degree at a time. If you ignition system has the capability of adjusting the timing of each cylinder independently (ICT) then you can use that feature to have the blue line in the same position on all the plugs. First, adjust the basic timing to get as many of the plugs to have the blue line just at the sharp bend in the strap

Now adjust the ICT to move the blue line to the same point on the remaining plugs. Once all the plugs read the same you can advance the ignition a little at a time to put the blue line just above the weld on the strap or whatever point gives you the best performance.





For Sale / Wanted To place an ad send your information to info@nwmoModelA.com, or send to Sherry Winkinhofer

As a service to our members, the area Model A clubs have decided to share our classified ads sections! (this will include Model A specific items only.) Ads will run approximately 3 months unless we are notified that the item is still available.

For Sale: 1930 Model A Woody Station Wagon. This was in the process of being restored. \$7000 or offer. For details of the progress and needed work along with pictures

Contact: Mike O'Malley @ momalley@lolaw.com. (CIMA 08/2017)

For Sale; 1930 Model A with Rumble Seat. Interior is mint, great paint, runs well. \$12,000.

Contact: Charles @ (515) 249-1830 (CIMA 06/2017)

For Sale: 1928 Model A Phaeton. Arabian Tan, Black Fenders. Side Curtains. 12 volt system, turn signals. 500 miles on new engine. \$19,500. Also, 1971 Triumph Spit Fire. Orange with Black interior, 59,470 miles. \$6500.

Contact: David Leaming 515-265-2119 (CIMA 08/2017)

For Sale; 3—4.75/5.00-19 white wall tires. 6-7 tread depth, \$100.0.

Contact: John McClain 515-988-1085 (CIMA 09/2017)

For Sale: Three new NOS tires, 5.25/5.50x17, Still wrapped \$50.00 each, Will fit in Model A wheel wells; Six Firestone tires on wheels, 4.75.5.00x17 used, Cream powder coated w/ hubcaps; Diamond Model A, Combine engine on casters \$300.00, Intake & exhaust manifold, Carburetor, Magneto, Starter. Water pump, Radiator fan shroud, Radiator

Contact: Delbert Felts 913 845-3113 (POA 08/2017)

For Sale: Joe Nerly's 1930 Model A Woody Station Wagon. This was in the process of eing restored. \$7000 or offer. Contact for details of the process and needed work along with pictures

Contact: Mike O'Malley momalley@lolaw.com (CIMA 09/01/2017)

For Sale; Blue Flower Vases with brackets for your car

Contact: Bob Frazier 515-964-3848 (CIMA 09/2017)

MAFCA BOARD OF DIRECTORS MEETING HIGHLIGHTS
FEBRUARY 4, 2017
LA HABRA, CALIFORNIA

National Conventions

June 24-29, 2018

Reno-Sparks, Nevada

Host: Northern California Regional Group

June 14-19, 2020

City of Fresno, Texas

Host: Dallas Model A Club

National Tours

September 24-29, 2017

California Pacific Coast Highway Tour

Host: Bakersfield Chapter

October 7-11, 2019

Kanab, Utah

Host: Canyonlands Special Interest Group

National Awards Banquet

November 29-December 2, 2017

Oklahoma City, Oklahoma

Host: Sooners Model A Club

Policy Changes

P2S05-Q Era Fashion Literary Award

P3S07 Era Fashion Committee

P3S04 Era Fashion Judging Committee

P3S12-A Expense Reimbursement

P1S11 Social Media & Social Networking

P1S12 Digital Media

P2S06-H Publications/Public Relations Director

MAFCA BOARD OF DIRECTORS MEETING HIGHLIGHTS
MAY 12, 2017
LA HABRA, CALIFORNIA

National Conventions

June 24-29, 2018

Reno-Sparks, Nevada

Host: Northern California Regional Group

June 14-19, 2020

City of Fresno, Texas

Host: Dallas Model A Club

National Tours

September 24-29, 2017

California Pacific Coast Highway Tour

Host: Bakersfield Chapter

October 7-11, 2019

Kanab, Utah

Host: Canyonlands Special Interest Group

June 20-25, 2021

North Conway, New Hampshire

Host: Lakes Region Chapter

National Awards Banquet

November 29-December 2, 2017

Oklahoma City, Oklahoma

Host: Sooners Model A Club

2018 Pending

Policy Changes

P3S12 Expense Reimbursement

P3S20 Chapter/Special Interest Group/Region Registration

Renewal



"Harold, I specifically told you not to kick the tires!"

Rad and Engine Flush

"A" picture is worth a thousand words! Imagine flushing your rad and engine at 60 gallons a minute with a 1/3 hp sump pump. The rust particles fall to the bottom of the tub and the pump picks up clean water from the top area. This tip comes from Canada's Capital A's via the Sullivan Trail A's.



From Michigan's August 2017 Script A News

Celebrity "A"s

Model A 's were very popular in all levels of society.


Many big stars and famous persons owned one. Check out a few below and to the right. !



One of the first Model Fords sent out went to Douglas Fairbanks who gave the car to his wife Mary Pickford. Mary loved her Ford!




Louis B. Mayor, MGM Studios



Joan Crawford with her 1929 Town Car.



Will Rogers enjoyed his Model A



"A" REPAIR SHOP

BOB HESS

12731 CHERRY STREET, KANSAS CITY 64145
816-941-4101 Cell: 816-668-3902

SERVICE - REPAIRS - UPGRADES AND COMPLETE RESTORATION
OVER 20 YEARS EXPERIENCE - MAFCA CERTIFIED MASTER JUDGE

A - Z Model A Parts - Zanes

Ron and Sondra Kester, Owners

773 Central Street

Glade, Kansas 67639

Phone: 785-543-6729

Fax: 785-543-3013

e-mail: 2officegirls@ruraltel.net

AMERICAN LEGION

USMC NAVY
ARMY USAF
COAST GUARD

Serving ALL Veterans and
the Community



Remembering
Those Who Served

Smithville American Legion Post 58
P.O. Box 158
Smithville, Missouri 64089
(816) 532-8115

LOCATED AT:

Hwy 92 & County Road DD

Find us on Facebook at:

<http://www.facebook.com/SmithvilleAmericanLegionPost58>

AMERICAN FAMILY INSURANCE

www.amfam.com

DAVID LAWSON

DAVID LAWSON AGENCY, INC.

1520 N Church Rd Ste C
Liberty, MO 64068

Office: (816) 792-4448

Fax: (855) 507-5894

Email: dlawson@amfam.com

2015 American Star Certified Agency

Access Anytime: 1-800-MYAMFAM (800-692-6326)



Bob Bond's Artistry

Quality
Craftsmanship



over **48**
years

• Graphics

• Lettering

• Pinstriping

• Airbrushing

816-554-1800 1-800 BOB BOND

25612 NE Colbern Rd. Lee's Summit, MO 64086-9508

www.bobbondart.com

Mark Freeman



EAGLE AUTO STRIPPING

Blasting With Plastic, Glass & Sand
Fiberglass, Aluminum, Steel, Any Surface
www.eagleautostripping.net

(913) 334-6331

Fax (913) 334-6333

7300 Kaw Drive (K32)

Kansas City, KS 66111

"Best Strip Joint In Town"

BRATTON'S

ANTIQUE AUTO PARTS



800-255-1929 Phone
www.brattons.com

800-774-1930 Fax

1606 Back Acre Circle
Mount Airy, MD 21771

Your source for Quality Model A Ford Parts since 1976

BRASSWORKS

Aries Mufflers



New and Used Antique Parts

MILT'S MODEL 'A' REPAIR, PARTS & SALES

F.S. Modern Ignitions • Mitchell Overdrive
Overdrive & 4-Speed Transmissions Installed

403 Cypress St

Grain Valley, MO 64029

hessfrt@sbcglobal.net

Milton Hessfort

Cell 816-590-4317

"HAVE AN 'A' DAY"

Mike's

Michael Butcher

1-888-879-6453

email: mike@mikes-afordable.com

www.mikes-afordable.com



Specialising in 1928 - 1931 Model A Ford Parts

TIP - PROTECT NEW BRAKE LININGS

by Dennis Harwell

From *The Distributor*, Alamo A's newsletter -

Recently I replaced my brake drums and braking linings. In the past I have always had trouble keeping oil and/or grease from getting on the brake linings. This time I covered the linings with 2 inch blue masking tape. This worked fantastic. I just simply left the tape on until after I finished assembling all the springs and miscellaneous parts. I remove the tape before the brake drums were installed.

See photos at the right.

[Ed: Thanks for the great idea!]

