



The ROAD RUNNER



MAFCA Chapter

MAFCA "Newsletter of the Year 2019", MARC "Award of Excellence" 2019

MARC Region

Officers

President:	Bill Skaggs
Vice President:	Chuck Haber
Secretary:	Terry Richardson
Treasurer:	Gary Dixon
Activities/Tours:	Chili Canida
Technical:	Tony Flieg
Ladies Activities:	Loura Talley
Concerns/Calling:	Jody Layne
Membership/Public Relations:	Myron Schmitt
Newsletter/Webmaster:	Sherry Winkinhofer
Property:	Vacant
Director:	Larry Harding
Director:	Mike Owen

Birthdays

Sharon Silvers	05/10	Fred Kiehl	05/18
Dewayne Knott	05/11	Peggy Richardson	05/21
Ray Meyer	05/11	Frank Chrane	05/24
Harvey Roseberry	05/16	John Pulley	05/24
Linda Thompson	05/16	Sonny Norris	05/25

Anniversaries

John & Janice Kunkle 4/25

Monthly Meeting

April 1st

**American Legion, 2607 NW State Route 92
Smithville, MO 64089**

**The Legion provides a dinner menu at a special price
one hour prior to the 7:00 PM meeting.**

Board Meeting

April 18th

**The 3rd Thursday of each month,
7:00 PM, Woodneath Library Center
8900 NE Flintlock Rd, Kansas City, MO 64157
Visitors welcome**

Technical Meeting & Breakfast Club-KC

Big Biscuit in Liberty

Please join us every Wednesday 6:30 am to "whenever"
at the Liberty Corner Shopping Center, at 840 Hwy 291
(816-429-5314)

Technical Meeting & Breakfast Club-St Joe

Every Monday 7:00-10:00 AM

Hy-Vee 201 North Belt Highway, St. Joseph

Ice Cream & Socializing

Every Saturday evening 6:00 PM
Big Burger, 4700 NE Vivion Rd
Kansas City, Mo. 64119

President's Comments:

Lots of fun being planned for the club as I write this! Chili has a great shakedown tour planned to Rayville to a winery and restaurant, and some wonderful back roads to drive on. See page 3 for more details. I'm looking forward to being back on the road again!

I've been working on an overnight trip to Whiteman AFB to see the bombers and also a visit to old Jeff City to tour the old penitentiary. I'm still in the planning stage, so I don't know if it will be this spring or later this fall, but it's shaping up to be a fun event! I'll provide more details as soon as I can!

The April meeting is our annual silent auction. As you know, this is the club's only fundraiser. The success of this event is what helps fund the rest of the year's activities, such as the annual picnic and the entertainment at the meetings. Without this fun auction, we probably would have had to raise our dues by now. They are still the same as they were when the club was started in 2007. Can't say that about much else out there!

So dig into those dusty shelves in the garage and shed, and the closets in the house and find some "quality stuff" as Bill Auch used to say, to donate toward the cause. We can have fun, do some visiting, and fund our treasury all at the same time!

See you at the meeting!

Bill Skaggs, President

"Intelligence is like underwear. It is important that you have it, but not necessary that you show it off."

Editor's Comments:

I thought winter was done and over, but it's suddenly cold again! Actually a little snow this week up here! But I'm sure it's a temporary setback, and the warm weather is just taking a few days off. Can't wait to get back on the road. I'm waiting for the silent auction at the meeting to see what I can find before doing anything else. Hope everyone has some good stuff, it should be a lot of fun!

It's so nice to have a garage. Last week or so we had some bad weather with heavy hail warnings and I was so happy to know the Old Lady was snug under cover with nothing to worry about. I have to admit, that garage is full already!! With the Old Lady and my van inside, there isn't much more room once I got the shelves in place. And yes, they are full too! Right now, I can't get my van inside as it's place is occupied with a few church pews from a recent auction. Not planning to keep them, but at \$3 a pew, there is some really nice maple wood to recover if I can't find a better home for them. A local church is being transformed into a museum and they were just happy to get rid of them. The wood will just add to my full garage until we come up with an idea to put it to use!

Happy A'ing—

Sherry Wink, Editor

NORTHWEST MO. MODEL A FORD CLUB MEETING

American Legion Hall Smithville, Missouri

March 4th, 2024

Meeting started at 7 p.m. The Pledge of Allegiance was said. Our Guest speaker was Jan Christison who played the accordion for us. Everyone seemed to enjoy her performance immensely.

Vice President—Chuck Haber is working on getting entertainment for the next meeting scheduled. Stay tuned!

Treasurer—Gary Dixon reported on the clubs finances; Starting balances: Checking Acct: 2952.01 Savings \$62.96. CD \$10,011.24; Income: \$180.38 (including \$40.88 interest on CD, \$0.01 interest on savings; Expenses: \$191.66; Ending Balances; Checking \$2899.85, Savings \$62.97, CD \$10052.11, Total End Balance: \$13014.93.

Ladies Activities—Laura Talley talked about planned activities for the Ladies day out events.

Tours and Activities—Chili Canada reported that work on tours is still ongoing. Bill Skaggs reported that he is working on a possible overnight tour to Whiteman Air Force Base and the Old Jefferson City State Penitentiary.

Cares and Concerns—Jody Layne reported Linda Owen was in the hospital.

Membership—Myron Schmitt reported a total of 26 members present at the meeting. A new member has joined—welcome Brian Heikes.

Meeting adjourned at 8:00 p.m. Secretary Terry Richardson



Last month's meeting— pictures from Laura Talley



MAFFI Minute


Through the generosity of Donna Lewis, former MAFCA President and MAFFI Trustee, “Betsy”, a 1930 Ford Model A cabriolet has been donated to help raise funds for the expansion of the beloved Model A Ford Museum. The car remains in the same condition as restored by Red Grow in the 1950s.

Enjoy driving “Betsy”, your newest Model A, to your next cruise-in or car show. This is a truly historical vehicle, once owned by a MAFFI Hall of Fame inductee. “Betsy” became famous as the best Model A in the world. The Ford Model A has gathered 32 top place trophies in the 34 shows which the car was entered. That includes two national shows in 1957 and 1962. Overall, the car won 39 trophies.



It is said that Red Grow’s car “Betsy” was an inspiration at the time. It drove many people to do their best in restoring their own car. This urge to do the best restoration possible, developed the need for more information about how to a better job. As a result, the Judging Standards evolved. We can thank Red Grow and the MAFCA founders for their vision.

In 1967, Red sold “Betsy” to a Ford car dealer named Dave Grubbs for \$5,000, an unheard-of price in those days. As a result, Dave Grubb placed the car in a glass cage centered in his dealer showroom.



Now, you have a chance to own “Betsy” by entering a Sweepstakes through our website, <https://www.maffi.org/index.html>, or scan the QR code and receive 20% more tickets for your donation, available at checkout!



Happy Motoring,

Cindy Ellenbecker, MAFFI Trustee-Secretary



Activities

"Departure places and times for events will be published on the Website and Newsletter the month prior to the event".

March 30th—Shakedown Tour
See details below

April 4 –6 –MARC 2024 Membership Meet
Joliet IL

Hosted by the Joliet Region of the Model A Restorers Club
<https://model-a-ford.org/>

May 18th—Tour to Plattsburg Mural Dedication
Hold the Date!

May 21-23-MARC 2024 National Tour
Berlin, Ohio
Jim Zimmer Rod Cotter
(614) 353-8236 (248) 701-5579

June 23-29-MAFCA National Convention 2024
Ruidoso, New Mexico
Hosted by the Southwest Model A's
<https://www.southwestadventures.com/>

If you are planning on joining in on any of the tours or activities, please sign-up and include your phone number, or you can contact Chili Canida at (816) 415-4948 (home phone) That way if an event has to be canceled, or has a location or schedule change, he will do his best to make sure you are notified!

The change in meeting nights has been cancelled! Club meetings will continue to be on the 1st Monday of each month!!

**Bid.
Donate.
Support.**

The April meeting is our Silent Auction!

Please bring items to donate! You can clean out your garage, and others can fill theirs up with new treasures!

This money helps support the many fun activity and events on our calendar. The beauty of this event is that it takes minimum effort on your part. No setup and teardown. No soliciting money, or other fundraising activities. Just look through what you already have, and bring a few things to donate. Then open that wallet or billfold just a little and find some new treasures to take home to fill those vacant spots!

There are few rules about what to donate, the only real one being, as Bill Auch always put it: "Please bring quality items". That means stuff you'd consider bidding on too. Other than that, the sky is the limit. Model A parts and memorabilia, books, fashions, etc. Baked goods are ALWAYS a big seller! This year, the new rules at the Legion don't allow home-baked items sold from the building, but that doesn't mean you can't leave them in your car and put a picture or written description as a placeholder on the auction table! Item to be picked up at the donor's vehicle straight to the winner's vehicle, following the meeting! I'm looking forward to seeing all the great deals at this event! Hope you'll be there too!

Shakedown Tour to Van Till Winery

Saturday March 30th, join us for a shakedown drive to Rayville where we will stop at the Van Till Winery for a lunch featuring wood baked artisanal pizzas and other delicious options.



Per Chili, we'll meet at the Sutherland's parking lot in Liberty for a leisurely 10:30 am departure. Then we'll drive some lovely backroads to Rayville, which is not too far from Excelsior Springs.

If the weather cooperates, it should be a fun event to start the touring season off with! If you are unable to join us for the drive, let Chili know if you'd like to join us just for lunch. The restaurant is at 13986 Highway C Rayville, Mo 64084.

Ladies Day Out



I'm compiling my list of places to go on our Ladies Day Out. I've asked everyone to give me some ideas about where they would like to go. We'll select one for our April date, to be announced at the April meeting, and then we'll have some to vote on for the next month. If you would like to go to a place that would require us to carpool, we have enough volunteers to do that. Please call or send me an email. (816) 632-1776 (leave a message) or LTalley2021@icloud.com. Looking forward to hearing from everyone!

Loura Talley

Bill Matteson let us know that Mary Lou's brother, Patrick O'Connor, passed away March 9. You may recall that Patrick and his twin brother, Mike, provided entertainment at one of our Christmas parties a few years ago. Our condolences to Mary Lou and her family.

Cares & Concerns

Our Sunshine/Concerns Lady is Jody Layne.
If you know of anyone that could use a call or a card, please let her know at 816-225-7680 or send her an email at jolayne60@yahoo.com

Club Contact Information:

President Bill Skaggs (816) 807-6300
All Officers: nwmomodelafordclub@gmail.com
Publications: nwmomodelafordclub@gmail.com
or call 816-519-2630

Any articles or notes without a byline are written by your editor.

Visit www.nwmomodela.com today!
Please mail any info, pictures, questions & suggestions to:
NWMO Model A Ford Club
PO Box 514
Liberty, MO 64069
Or email:
nwmomodelafordclub@gmail.com



FROM THE PAST


This collage is compliments of the Capitol A's Ahooga newsletter.



WHAT WAS HAPPENING IN...

MARCH 1931

ON THE MAGAZINE RACK



IN THE NEWS



MARCH 3: U.S. President Herbert Hoover signed a congressional act making *The Star-Spangled Banner* the national anthem.



MARCH 3: Cab Calloway records *Minnie the Moocher* - Jazz's 1st million seller. (Hear it here: [Minnie The Moocher](#))



MARCH 18: 1st electric shavers patented by Jacob Schick go on sale in the U.S. by the Schick Dry Shaver Company.




MARCH 19: Nevada legalizes statewide gambling after having abolished it in 1909.



MARCH 31: Brilliant Notre Dame football coach Knute Rockne (43) is killed with 7 others in a light plane crash on a trip from Kansas City to Los Angeles; record 105-12-5 @ .881 remains best ever.

IN THEATERS



Model A Youth Restoration Award

From Bob Moore, Model A Youth Restoration Award Committee



Attention Young Model A'ers

Time Is Getting Short

Restoring a Model A or thinking about it? May 31, 2024, is the final date to apply for financial assistance from the Model A Youth Restoration Award program (MAYRA) in 2024.

If you are between 12 and 22 and restoring your Model A or about to begin and would like financial assistance in acquiring parts, MAYRA can help. MAYRA has made over 100 awards to youth over the past 30 years. Awards, in the form of gift certificates from various Model A parts vendors, are made every two years, and in 2022, each recipient received \$3,000 in certificates. Recipients will be announced at the MARC and MAFCA National Conventions this summer. The application and eligibility information are on the website <http://MAYRA.biz>.

If you are no longer eligible to apply for an award but feel strongly that bringing youth into the hobby is essential for its future, please tell any you think should consider restoring a Model A or are currently restoring one about our program and direct them to our website. MAYRA's mission is to promote and expose the Model A to our youth, securing the longevity of our hobby and the associated businesses that support it for decades to come. Youth are the lifeblood of our hobby's future. MAYRA's program helps to develop our hobby's future members and leaders.

Your help in directing youth to the program is really appreciated.

Editor's Note: If you know a youngster this might benefit, please be sure to share this info with them! It's important to encourage the next generation of Model A owners!

By 1931, a lot of options and accessories were available from companies other than Ford. Here's one such from Western Auto!

Reliance-AUTOMATIC-Reliance
free wheeling

FOR MODEL "A" FORDS

Although many free-wheeling devices for Model "A" Fords have been on the market for months, we have never offered one until now; **because (until we found the "Reliance")** we never examined one that would test out to our complete satisfaction. We have tested out the "Reliance" thoroughly (not just examined it; but actually tried it out for months in several Ford cars) and we are sure that it is 100% O. K., 100% safe, 100% efficient, 100% automatic, and **we guarantee it accordingly.**

It is a true, free-wheeling clutch that automatically "free-wheels" when the speed of car exceeds speed of engine, yet engages instantly when power is applied. No shifting of levers, etc. Saves gas; saves transmission and differential; saves the whole car . . . adds a new thrill to motoring . . . and **at a reasonable price.** Come in and see it . . . let us explain to you how it works . . . and how simple the installation is. (W135).....**17.95**

**RELIANCE
ECONOMY
SAFETY**

**YOU TAKE
THIS OUT.....****AND PUT
THIS IN**

Stepping Out in Style: Distinguishing the Model "A" Era Lady's Shoe Heel

By Lynda Davis, Dallas and Fort Worth Model A Clubs

This is VERY condensed version of this wonderful article, due to space limitations.

Find the full article at www.mafca.com/downloads/Fashions/Articles/Model_A_Era_Ladys_Shoe_Heels_2024-01.pdf



A sampling of Model A era shoe heels

Now more than ever, Model A era reproduction shoes for ladies are readily available at our favorite stores. Nostalgic fashion modes arose after a series of Depression-era films, such as *Downton Abbey* (2010-2015), encouraged a new generation of vintage fashion enthusiasts. In the wave of these films, access to reproduction wear increased. Retailers specializing in vintage fashions are popping up in the U.S. and Europe. Companies such as American Duchess (the images to the right, taken from their website, illustrates their historical accuracy), Miss L. Fire, and dance- shoe companies offer era-correct shoes. However, each era fashion enthusiast must do his or her own research to vet each fashion purchase. This article focuses on recognizing Model A era



shoe heels.

While this article defines popular Model A era heels, distinguishing one style from another can be difficult. As the MAFCA Fashion Guidelines states, "Though there were several types of heels, they are not always identified the same by different manufacturers" therefore, to help Model A era fashion enthusiasts find period-correct shoes, this article covers the characteristics of some of the most popular shoe heels for women—such as the Cuban, Military, French / Louis, and Spike heels.

Around the mid-1920s, the Cuban heel began to dominate ladies' shoe fashion. The Cuban's square heel (usually made from stacked leather or wood, sometimes covered in material) has a straight front or breast. However, the backline slopes gradually—along with the sides—towards the heel's cap. There is a bit of a curve that the Military heel lacks.

The Military heel, "built upon the Cuban design" is almost a twin to the Cuban. With straight sides and back line, it doesn't taper like the Cuban does. While it throws the foot a little forward, it is more supportive because the surface area at the cap is larger than the Cuban. For these reasons, it is a popular heel for women's walking and sport shoes, cowboy boots, and children's shoes.

This article treats the Louis and French heels together as identical. The heel is named for King Louis XV of France; later, due to the inward curve at the heel's waist and its resemblance to a thread spool, it achieved the nickname "the spooled heel." By 1928, the hour-glass shape became less pronounced. The Louis is sometimes confused with the Spike heel; however, the spike comes to a more narrowed and straight point at heel's cap. These heels are taller and thinner than the Cuban. They are straight-sided, tall, and tapering to a thin spike, from which it takes its name, and are typically constructed of "wood covered with textile or leather."

Anyone wanting to dress in the vintage style can easily find help from Facebook groups like Vintage Menswear and our own group page: Model A Era Fashions – MAFCA. One may mine quite a bit of information and advice not only from MAFCA Fashion

A fun recipe from a Wesson Oil ad from 1928. Note there is no sugar in this recipe, All sweetness comes from the berries and a little sugar added to the berries!

Jam Cake

E: '28 Sport	1/2 cup Crisco	2 2/3 cups flour	
o Rust, Arabian	1 1/2 cups brown sugar		1
a Drab Trim.	tsp salt		
] restoration;	2 eggs	4 tsp baking powder	
	2/3 cup strawberry or blackberry jam		
	1 tsp cinnamon		
		2/3 cup chopped nuts	
	1 teaspoon nutmeg		
		2/3 cup seedless raisins	
	2/3 cup milk		

Blend Crisco, sugar and eggs in one stirring. (This quicker method is possible because Crisco comes to you already creamed.) Add jam, nuts and raisins. Sift together dry ingredients. Add alternately with milk. Pour into Criscoed tube pan. Bake in moderate (350° F.) oven about one hour.

Cover with following icing:

2 egg whites	1/2 teaspoon salt
1 1/4 cups granulated sugar	2 tbsps. cold water
34 cup red currant jelly	

Mix jelly, sugar, water. Cook slowly until syrup forms a soft ball in cold water (238° F.) Pour slowly over stiffly beaten

Brands We Still Know

Clarence Saunders was working in a wholesale grocery store in Memphis, Tennessee when he opened a new grocery store called United Stores in 1914. dissatisfied with the stores of the time, in 1916 he converted his store into a new store he called Piggly Wiggly. Instead of shoppers giving their orders to a clerk who then collected the items, Saunders decided to let customers do their own shopping.— unheard of at the time. He renovated his old store, replacing countertops with turnstiles to enter and exit the store, and arranged cabinets along a continuous path which ended at a cashier stand. Customers chose their items off the shelves using a shopping basket, another innovation. Saunders patented the concept in 1917, and soon had hundreds of franchise stores across the region. By the 1920s and 30s, the entire industry was following the trend. Saunders also received patents for his method of pricing items on the shelves and for a method of providing a printed receipt. Why "Piggly Wiggly" as a name? Saunders' response was always "So people will ask that very question."

By Sherry Wink



1929 Ad

Interesting Note: In 1937, Piggly Wiggly became the first company to provide shopping carts for customers.



MAFCA ANNOUNCES 50 YEAR AWARD PROGRAM

Each year one of the privileges for the Chapter Coordinator for MAFCA is to recognize those chapters who have achieved certain milestones in their history for their years of continuous operation. This is done by awarding a certificate of achievement designating that milestone. These are then delivered to each chapter to display. We are proud to announce a new program to enhance this.

This year by unanimous vote the MAFCA Board of Directors and in an agreement with MAFFI and the Model "A" Ford Museum we approved to begin recognizing those chapters who have achieved the high honor of 50 years of continuous membership in the Model "A" Ford Club of America in a special way. For those chapters an inscribed brick will be placed on behalf of MAFCA at the Model "A" Museum by the Model "A" Ford Foundation or MAFFI. This permanent enshrinement of this accomplishment will be on display 365 days a year to celebrate this high honor.

We cannot however just begin this recognition in 2023. We must also look back to past award recipients as well as look at our current winners. To do so 94 bricks will be ordered this year that will include all prior 50 year Chapter Longevity Award winners. This begins with our first chapter, the Bakersfield, California Club, as well as including the 2023 and 2024 winners which will be placed in time for the 2024 Model "A" Days celebration. Each year after a brick will be placed in honor of those 50 year chapters reaching this milestone. Those recognized in this sidewalk of 50 year Chapter Longevity Winners is meant to demonstrate their special place in MAFCA's history and their significance in the success of MAFCA.



It is our hope that with this permanent recognition and placement of these bricks, those MAFCA members and others who visit the museum, will feel the same sense of pride and accomplishment in these recipient's as the Model A Ford Club of America does.

Will Langford
2023 Chapter Coordinator

Model A Mystery Part

What is it?

Do you know?

For "Bragging Rights", Send an email to nwmomodelafordclub@gmail.com
Or to Sherry Winkinhofer
PO Box 172, Table Rock NE 68447



Photo courtesy of Bratton's
Antique Auto Parts

Last Month's Mystery Part

This is a black rubber pad to put on your gas or clutch pedal.

Did you know?!



Photo courtesy of Mike's A-
Fordable
Antique Auto

Tony's Tech Tips

Generator Fields

By Rob Brown

As found in the North Island Model A Ford Club of New Zealand's Newsletter March 2024

This shows the frame of a powerhouse generator with field windings connected to a battery. The iron filings aligned with the magnetic lines of force are on sheet of glass (left) or paper (right) sitting on the generator frame.

The iron pole pieces that the field coils are wound on will be alternately North and South, and which is which is determined by the direction of current flow in the field coil. The generator will act as a motor if connected to a battery due to the current in the armature via the brushes causing it to move relative to the surrounding magnetism. The direction of rotation is determined by the direction of current flow in both field and armature windings. The only way to reverse the rotation, is to reverse the connection of either the armature or field coils, but not both.



On a generator, the brushes carry the full charging current leading to complications. Also, at engine idle speeds, the generator does not produce enough voltage to overcome that of the battery. Hence the need for a cut out to disconnect the two at low speeds.

An alternator as its name suggests produces alternating current which is actually a 3 phase supply rectified by modern semiconductor diodes. The brushes carry only the small current needed to magnetize the rotating part, and the charging current comes from the field winding. With this configuration, sufficient voltage is produced at low speed to overcome battery voltage.

For me the generator is part of the challenge of a Model A so I stick with the original powerhouse.

DIFFERENTIAL GEARS

By Red E. Power

As originally printed in THE RESTORER - JUL/AUG 1992

Recently reprinted in the "Model A Flyer", official newsletter of the Model "A" Ford Club of New South Wales.

If you would like to know what ratio your differential gears are, the following procedure is very simple and quite accurate!

Most Model A's were factory equipped with 3.78-1 ratio except for some Fordor Sedans and cars sold in Denver or other high altitude regions which had 4.11-1 ratios. The 3.54-1 (high speed) ratio you hear so much about these days was not offered until after WWII.

In order to determine your ratio you should place your car on a level strip or one pointed slightly downward but have the car pointed straight. Set the emergency brake and the transmission in high gear (third). Put a chalk mark on top of the crankshaft pulley and one at the bottom of the right rear tire. Solicit your wife or a friend to watch the mark on the rear tire.

Now with the car in high gear and the emergency brake released, start rolling the car slowly forward. The chalk mark on the pulley will disappear. If you continue, the chalk mark will reappear one, two, and three times. If at exactly the third time the | tire chalk mark is straight down you have 3.0-1 ratio. If not continue rolling the engine over until the chalk mark appears for the fourth time - stop the car when the chalk mark on the pulley is pointed to the side (say 9:00 o'clock). If the chalk mark on the tire has passed the bottom you have 3.54-1 gears; if the mark is about straight down you have 3.78-1 gears, and if it is not yet at the bottom, you have 4.11-1 gears.



Service Information

- Before washing the car pull the hand brake lever all the way back. This prevents water getting between the brake lining and drum.
- When greasing the chassis do not overlook the lubricator fitting on both rear brake cam-shafts. It is located at the rear of the brake camshaft bracket just above the radius rod.
- Packing is used in forming a water-tight connection around the water pump shaft. Should a leak develop, first lubricate the water pump shaft, through the water pump lubricator fitting, then tighten the packing nut. A screw driver is used in tightening the nut-do not tighten the nut more than is necessary to stop the leak.
- Under no circumstances should the shatter-proof glass used in Model A windshields be drilled or the black seal around the edges ground off. The windshields are made of two layers of glass with a center layer of plastic material, all of which are thoroughly cemented together under heavy pressure while hot. Grinding off the black seal or drilling the glass exposes the center plastic layer, causing it to deteriorate.
- Instead of screwing out both clutch housing hand hole cover screws to remove the cover, remove only one screw and loosen the other, cover can then be swung to one side.
- When lubricating the clutch release bearing hold the clutch pedal all the way down. This prevents the bearing turning while lubricating.
- If a steering wheel is installed so that one of the spokes in the wheel obstructs the driver's view of the speedometer the condition can be corrected by removing steering wheel and turning it so that the line of vision to the speedometer is midway between the spokes in the wheel (see Fig. 466).
- To remove steering wheel on cars equipped with present design lighting switch, unsnap lighting switch bail and remove lighting switch and wire assembly. Press upward on operating spider and lift out spider retainer. Spider and retainer will then slip off of shaft.
- Next pull the lighting switch handle and horn switch assembly back sufficiently far to permit screwing off the steering wheel nut. Steering wheel can then be withdrawn from shaft. Turning the wheel one spline on the shaft is usually sufficient to insure unobstructed view of speedometer.

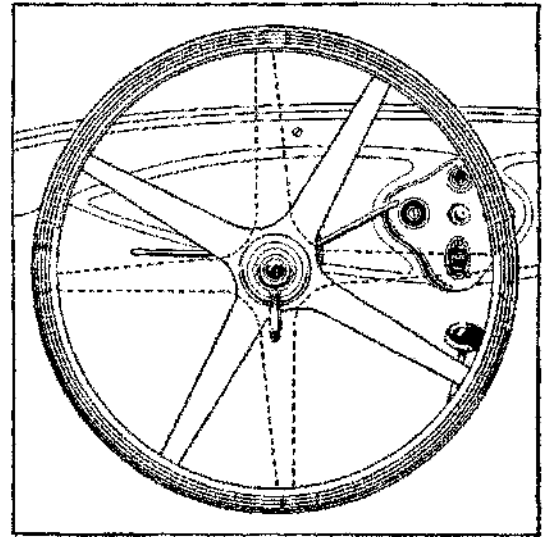


Fig. 466

To remove steering wheel on cars equipped with former design switch in which the wires were attached by snap terminals, take off switch cover and disconnect horn wire, then loosen lighting switch operating spider screw. Lighting switch handle and horn switch assembly can then be withdrawn, the steering wheel nut backed off and the wheel removed.

Rear Bumper (Cross Bar Type)

Should an owner desire a rear bumper of the cross bar type in preference to the standard fender guards used on the Model A, the changeover can be easily made as the rear bumper arm is designed for both fender guard and cross bar type bumpers.

The cross bars used on the front bumper are used in making the change, and are installed as follows:

Take off rear fender guards by removing the four rear fender guard to arm bolts and the two fender guard clamps. (Be sure to replace the four arm bolts as they hold the bumper brace in place.)

Next assemble two front bumper cross bars (A-17757-B) using the regular center clamps, end bolts, spacers, nuts and washers, and install cross bar assembly on rear bumper arms using the same clamps removed from the fender guards.



For Sale / Wanted To place an ad send your information to swinkinhofer @Hotmail.com, or mail to Sherry Winkinhofer

As a service to our members, the area Model A clubs have decided to share our classified ads sections! (this will include Model A specific items only.) Ads will run approximately 3 months unless we are notified that the item is still available.

FOR SALE: '28 Sport Coupe - No Rust, Arabian Tan - Copra Drab Trim. Body off restoration; Motor/Frame Number match; Overhaul was done by Don Lobner; Tires have low milage, powder coated wheels, manifold heater. Asking \$15,000.

Contact Jim Davidson - (913) 402-2077 (POA 4/24)



Your Ad Could Be Here!

An interesting article found in the Sept 2023 issue of the Rumble Seat Reviewer, the official newsletter of the Smokey Mountain Model A Club.

Tech Talk

By Johnny Cochran - MAFCA Facebook Contributor

Which is a stronger bolt/stud? A fine thread or a coarse thread?

Short answer: Fine is stronger than coarse on a given fastener size when made of like material and when using a bolt/nut.

Fine threads provide larger minor diameter per fastener size as well as providing more thread contact per given measurement



than coarse threads. Fastener material and Grade is also to be considered in strength comparison.

There are also different ways to compare strength I.E. tensile vs shear... the first being holding something together/resistance to stretching/breaking on the same axis as the fastener and the second is holding something together/resistance to stretching/breaking on the opposite axis as the fastener.

The material in which the fastener is being used comes into play when the fastener is threaded into a tapped hole I.E. a fine thread used in a tapped hole might pull out of a soft material at a lower clamping force than a technically "weaker" bolt with coarse threads could achieve in the same material.

**MODEL A FORD CLUB OF AMERICA
BOARD OF DIRECTORS MEETING HIGHLIGHT
LA HABRA, CALIFORNIA
February 10, 2024 8:00 AM PST**

National Conventions

June 23-28, 2024 Ruidoso, New Mexico
Host: Southwest Regional Group

May 31-June 7, 2026 Pendleton Oregon
Host: Blue Mountain A's 2028 - ..

Open National Tours .

June 16-20, 2025 Civil War Battlefields Tour (Virginia)
Host: Dallas Chapter

2027 - Open

2029 – Open

National Awards Banquet

December 11-15, 2024 Salt Lake City, Utah
Host: Utah Valley A's

2025 – Open

2026 – Open

December 1-4, 2027 Visalia, California
Host: Charter Oaks A's

New Chapters Approved

Mid-State A's of Minnesota
ARK-LA-TEX A's P


AUTO COLOR
 & EQUIPMENT

524 E. 23rd Street Independence, MO 64055

TOUCH UP Aerosols - Bottles

Computerized Color Match Available

PHONE: 816-254-5630


FAX: 916-254-5635

www.auto-color.com

BOB BOND'S ARTISTRY

www.bobbondart.com

- Pinstriping
- Lettering
- Graphics
- Gold Leafing



- Flames
- Airbrushing
- Logo Designing
- Automotive Art

816-554-1800

Lee's Summit, Missouri

BRATTON'S

ANTIQUÉ AUTO PARTS



800-255-1929 Phone

www.brattons.com

800-774-1930 Fax

1606 Back Acre Circle

Mount Airy, MD 21771

Your source for *Quality Model A Ford Parts since 1976*

"HAVE AN 'A' DAY"



Kelly A Lindeman

1-888-879-6453

email: mike@mikes-afordable.com

www.mikes-afordable.com



Specialising in 1928 - 1931 Model A Ford Parts

Tom Kautz
Owner

www.tomkautz.com

KAUTZ

Established 1916



Electric
Auto Parts
Auto Glass

Rebuilding Starters, Generators, and Alternators

6volt - 12 volt

920 Commercial St.

Atchison, KS 66002

Phone: (913) 367-1717

ERIC WENINGER
OWNER

2045 S BEDFORD ST
WICHITA, KS 67207

316-619-1821 CELL
316-685-2553 SHOP

www.modelmedic.com

modelamedicllc@sbcglobal.net

**THE
MODEL A
MEDIC^{llc}**



STOCKING A FULL LINE OF
NEW AND USED MODEL A FORD PARTS

SPECIALIZING IN FULL SERVICE REPAIRS,
ENGINE, DRIVE TRAIN, AND RESTORATION

**THE WORLD'S LARGEST SUPPLIER
OF 1909-31 FORD PARTS!**

We Feature American Made Parts

SNYDER'S
ANTIQUÉ AUTO PARTS

12925 Woodworth Road ◊ New Springfield, OH 44443


Toll Free Ordering:

(888) 262-5712

On-Line Ordering:

snydersantiqueauto.com

New Products Added Daily!



FREE
Fully Illustrated
CATALOG
U.S. ONLY



Commercial advertising space is available for \$25 per year for a business card size space (approximately 2 x 4) or \$50 per year for a quarter page (approximately 4 x 4). These ads are also included on our website at www.nwmomodela.com. For more info, contact us at nwmomodelaclub@gmail.com

-Membership is Strongly Encouraged in Both of these Excellent National Organizations-



Model A Ford Club of America

Join on line at *MAFCA.COM*
~Membership Benefits~

The Restorer magazine • Technical Support • Local Chapters • National Meets • Era Fashion Guidelines
 • "How to Restore Series • Judging Standards and Restoration Guidelines

Dues per year are

U.S. Membership- \$50	Optional Initiation Package For New Members Only
Canada/Mexico Membership - \$60	
International Membership - \$70	

Make checks payable to Model A Ford Club of America

New Membership

1—Back issue of **The Restorer**
 1—MAFCA Lapel Pin
 1—MAFCA Decal
 1 0 Name Badge
 Only \$11 extra

Name _____

Spouse's Name _____

Address _____

City _____

State _____ Zip _____

Country _____ Telephone _____

Permission to publish my telephone number in future Membership Rosters? Yes: ___ No: ___

Return this Form and Payment to
MAFCA
 250 South Cypress • La Habra, CA 90631-5515
 (562) 697-2712 Monday - Friday from 10AM



Model "A" Restorers Club

6721 Merriman Rd, Garden City MI 48135
 (734) 427-9050 office
 (734) 427-9054 fax

Find Membership forms at <http://model-a-ford.org/>

Dues- New or Renewals () US Membership \$50.00
 () US Air Mail \$62.00 () Canada \$60.00 () International 70.00

**New Members Only- Partial Membership:
 J/A, S/O & N/D issues only!**

() US Membership 26.00 () US & Canada Air Mail \$36.00 () International \$44.00

IMPORTANT:

Make checks payable to Model "A" Restorers Club (M.A.R.C.)

All Memberships from outside the U.S. are to be remitted by International Money Orders in U.S. Funds (drawn on U.S. Bank) or credit card. And a personal check drawn on U.S. bank (U.S. funds must be stamped on check.)

With your membership you will receive a club membership I.D. card and the *Model "A" News*, our BI-monthly club magazine. In addition, each member is entitled to a free 40 word classified ad in each issue of our international publication, the *Model "A" News* (A good source of parts and information you may need for your car). _____

Address: _____

City: _____ State: _____ Zip: _____

I give permission to publish my phone number in the future MARC Membership Rosters:
 () Yes () No Phone: _____

I give permission to publish my email in the future MARC Membership Rosters:
 () Yes () No Email: _____

THE ROAD RUNNER

% SHERRY WINKINHOFER
 PO Box 172
 Table Rock NE 68447