



The ROAD RUNNER



MAFCA Chapter

MAFCA "Newsletter of the Year 2019", MARC "Award of Excellence" 2019

MARC Region

Officers

President:	Larry Harding
Vice President:	Jody Layne
Secretary:	Vacant—Volunteer needed!
Treasurer:	David Silvers
Activities/Tours :	Jeanne Harding
Technical	Walt Jones
Concerns/Calling	Linda Owens
Membership/Public Relations:	Bob Martin
Merchandising:	Dee Gust
Newsletter/Webmaster:	Sherry Winkinhofer
Property:	Lonie Hank
Director:	Bill Skaggs
Director:	Junior Blakley

Birthdays

Michael Owen	07/08	Mary Sedlacek	07/26
Mary Coffman	07/09	Leland Daise	07/27
Lee Donius	07/12	Fran Wahl	07/27
Sue Flieg	07/14	Sandra Williams	07/27
Gladys Lawson	07/15	Terry Kupka	07/30

Anniversaries

Clarence & Gladys Lawson	07/03
Bill & Mary Lou Matteson	07/11
Kimberly Shannon & Terry Kupka	07/15
Frank & Kay Chrane	07/29
Chuck & Karen Haber	07/31

Monthly Meeting

August 1st

Board Meeting

August 18th

**The 3rd Thursday of each month,
7:00 PM, Woodneath Library Center
8900 NE Flintlock Rd, Kansas City, MO 64157**

Technical Meeting & Breakfast Club-KC

Big Biscuit in Liberty

Please join us every Wednesday 7:00 am to "whenever"
at the Liberty Corner Shopping Center, at 840 Hwy 291
(816-429-5314)

Technical Meeting & Breakfast Club-St Joe

Every Monday 8:00-10:00 AM

Hy-Vee 201 North Belt Highway, St. Joseph

Ice Cream & Socializing

Every Saturday evening 6:00 PM

Dairy Queen

8530 N Oak Trafficway, Kansas City, MO 64155

President's Comments:

Hi everyone,

Hope everyone is making it through the heat that we've been having this month! I'm writing this on July 24th, and the forecast is for cooler weather the next few days. It can't come soon enough for me! I've had my A out one time this month, it's just been too hot. And now it looks like Covid is starting to rise again. As Charlie Brown says, "oh great!" Say that in your best sarcastic voice!

But, hang in there, Jeanne has a lot of plans in the works for some tours once it start to cool down. And work continues on getting the annual picnic rescheduled as soon as feasible. Sherry and Jody also have another great tour to Nebraska in the works, this one involving a stop at a private Model Railroad collection. We went on last year's Nebraska Tour, and it was a blast, let me tell you!

Anyway, besides all that, I hope to see everyone at the meetings and on the tours. But I also want everyone to be careful out there in this heat and with the Covid numbers starting to climb again. Safety first!

Welcome to our new members Eric and Kim! I hope you have a great time getting your Model A on the road with us!

Hope everyone has a wonderful end of July.

Your Proud President,

Larry Harding

When nothing goes right, go left. ...

Editor's Comments:

What a hot month July was! I almost don't mind that The Old Lady is still out of commission. Almost! Ok, I do mind, but when someone is helping me out, I just have to be patient. No matter how hard it is! And I do appreciate the fact that I have a brother that is a wonderful mechanic, I just wish he wasn't so busy. But then again, it's because he's so good that it's taking so long. Ah well, The Old Lady and her new motor are now in the same town, instead of her being at his farm, so that's a positive step!

I spent some time last week at Shawnee Town 1929 giving rides to kids, old and young. "How?" you say? A big thanks to Jody for being willing to drive her Camelot that far in the extreme heat we were undergoing. She made a whole bunch of kids, and a few adults as well, very happy!

One young man had just gotten his learner's permit and was asking a lot of questions about the Model A's. I was happy to share what I knew. We talked about Babbitt and bearings, and shift patterns and carburetors, and lots more over the lunch hour. Later, while he was on a ride with Jody, his mom mentioned to me that I had really surprised her son. I said "what, did he think ladies don't know anything about old cars?" and her response was "until today!" Nice to break down some misconceptions!

Happy A'ing—Sherry Wink, Editor

NORTHWEST MO MODEL A FORD MEETING
American Legion Hall Smithville, Missouri
July 11, 2022

Meeting called to order by President Larry Harding with the Pledge of Allegiance at 7:05pm.

PRESIDENT - Larry Harding advised that Ice Cream Social that's on Saturday evening will be looking for a new place to meet. Nelly's Sweet Shoppe in Smithville comes with very high reviews, however its hours may not work out. Details for any changes will be in the Road Runner. Dewayne with the American Legion would like to identify veterans in our club. The club does not keep records on this, but any member who is a veteran can let him know.

VICE PRESIDENT - Jody Layne presented the program for this month. It was called "To Tell the Truth," based on the classic TV program. Three club members were put in front of the general membership and the membership had to guess (after many questions) who was telling the truth about having worked as a Truck Driver. If you did not make the meeting, you missed out on learning the answer! It was a fun program and enjoyed by everyone. You should try and make the next "To Tell the Truth" program. Stay tuned and stay informed.

SECRETARY - POSITION STILL NEEDS TO BE FILLED. There are only 4 months left to take notes. Can anyone step up and help the board with this open position. please try to give it a try.

TREASURY REPORT - Dave Silvers reported for June 2022: starting balances were, checking \$3,605.51, savings \$10,027.37. After income and expenditures, ending total balance is \$13,523.59. You may request a copy of his full report by email. Last month's 50/50 raffle took in \$65.00 and Mike Owens was the winner, he took home \$32.50. Because we did not make a quorum, the treasury report was not voted upon.

ACTIVITIES - Jeannie Harding reported there's a lady's luncheon planned for August 11th to be at Cheddars in Liberty at 11:30 am. Clayton Model A club has invited us to join them at the Appleton City Show July 22-23. Nebraska Tour Take Two is September 9~10~12. Krug Park 100th Anniversary Event in St Joe is September 24. Look for all the details in the Road Runner or give Jeannie a call regarding all the exciting events planned for this tour season.

TECHNICAL - Chili is working on putting a garage day together, look for more information in the Road Runner.

CARES & CONCERNS - Linda Owens reported that Chili was having shoulder surgery this month. We wish you lots of success with it and a speedy recovery. We all sang Happy Birthday to June birthdays and wished Happy Anniversary to all the June couples.

MEMBERSHIP - Bob Martin reported we have 66 memberships, with a total of 116 members and 4 honorary members. Twenty-four members were in attendance at this meeting. He introduced two new members who just joined at this meeting, Eric and Kim Bosch. They have a 1930 A, that's been in the family for years and stored in a garage for forty years. Welcome!

MERCHANDISE - Dee Gust was absent, so Larry Harding shared her report that the website was up and running so you can now go and order all your official club clothing.

NEWSLETTER - Sherry had put together a flyer for the September 24 event, check out the Road Runner for all the information. Look for the flyers on the Nebraska tour & Krug Park event.

DIRECTOR - Junior BLAKLEY advised there will be a parade and car show in Chillicothe on JULY 16th, please try to show support.

NEW BUSINESS - the club is putting together a committee to review at the Bylaws for the club. If you would like to be a part of this committee, please contact Bob Martin at (816) 628~4121. This is another way you can help make your club work better & smarter with your input.

Due to the low attendance tonight the meeting was closed at 7:55pm. Note to members: Please do your best to attend the next couple of meetings, we will be discussing the bylaw committee's findings. Discussions will also be held regarding how the club can address the challenges we've had through the last few years, as we move forward. This will be your opportunity to make your voices and ideas heard. **THINK ABOUT IT PLEASE.**

Acting Secretary ~ Jody Layne

MAFFI Newsletter Minute –June 2022



MAFFI Newsletter Minute-July 2022, there were some statements made at the Morgantown, PA MARC National Meet that because Model A Days had been made a 2-day event there was some additional interest in attending.

Here is something for people who think along those lines. If you would be interested in a 3-day event start your visit to the Gilmore at Hickory Corners, MI on the Thursday September 15th. This is the day before Model A Days starts. The Durant Motors Automobile Clubs Central Region will have a group tour to the Gilmore campus on this day. Their group of 30-40 people will bring 15-20 Supported Cars (Durant, Star, Rugby, Flint, Frontenac, De Vaux, Dort and Durant era Locomobiles and Continentals) onto the campus. Their visit will last about 4-5 hours (10 or 11 am to 3 pm).

For information on Model A Days visit www.maffi.com and click "Model A Days".

Thank you,
Mike DuBreuil, MAFFI, clubcontact@maffi.org.



Activities

"Departure places and times for events will be published on the Website and Newsletter the month prior to the event".

August 9th - Ladies Night Out (all invited)

Ladies Night Out is a night the ladies don't have to cook,
all members are invited!

5:00 at Corner Cafe in Liberty.

Any questions, please call Jeanne Harding at 816-726-4101

August 13th—Truman Library Tour

Meet at 9:00 for a 9:30 departure at McDonald's/Sutherland's in
Liberty. Lunch at Black Bear Diner in Independence.

Any questions, please call Jeanne Harding at 816-726-4101.

August 20—Club picnic rescheduled.

meet at 11:30, lunch at 12:00.

Location: Harding's Barn, 550 S. LaFrenz Rd., Liberty, MO. 64068.

Any questions, please call Jeanne Harding at 816-726-4101.

September 9th-11th—Nebraska Tour

Filling up fast!

See page 8!

September 24th—Krug Park 100th Anniversary Celebration

Noon—4:00 p.m.

3500 St Joseph Ave, St Joseph, MO 64505

See article on page 5!

Save the Date:

Christmas Party December 4th

If you are planning on joining in on any of the tours or activities, please sign-up at the meeting and include your phone number. You can contact Jeanne Harding at 816-726-4101 cell. That way if an event has to be canceled or has a location or a schedule changed, she will do her best to make sure you are notified!

Next Meeting: We are expecting a surprise visitor from the past! Come find out who it might be!

New Members!

Eric & Kim Bosch
7612 N. Donnelly Ave.
Kansas City, Mo. 64158

Member Cell: (816) 520- 4937
2nd Member Cell: (816) 520- 6160

Email: ericpbosch@gmail.com

Member Birthday: 02/01 2nd Member Birthday: 05/20

Please give them a warm welcome into the club!

Community Market at Smithville American Legion

Did you know the American Legion has a farmers market every Thursday night until November 19th? Come check it out! They have a variety of makers & vendors to peruse.

Also featuring an open jam for live music so anyone is welcome to come and join in!

NEW this year will be a cornhole tournament on the outer edge of the patio!

Fried Chicken Dinner available every Thursday night!

Come support the Legion, and let them know we appreciate how they support us!



Are You a Veteran?

The American Legion has expressed interest in honoring the Veterans of our Club. They would like names, service, and years of service. If you are interested in sharing this information with Post 58, Smithville, please update Bob Martin at rmartininv@gmail.com

Serving ALL Veterans and the Community



Remembering Those Who Served

AMERICAN LEGION
USMC NAVY
ARMY USAF
COAST GUARD

Smithville American Legion Post 58
P.O. Box 158
Smithville, Missouri 64089
(816) 532-8115

LOCATED AT:
Hwy 92 & County Road DD
Find us on Facebook at:
<https://www.facebook.com/SmithvilleAmericanLegionPost58>



Sunshine/Concerns



Linda Owen is our new Sunshine/Concerns lady! If you know anybody in need of a card or phone call, please let Linda know at (816) 532-8686 or blackfencefarm@att.net

Deadline for the Next Road Runner
The 20th of the preceding month

Email to swinkinhofer@hotmail.com
Or mail to: Sherry Winkinhofer
PO Box 172
Table Rock NE 68447

Club Contact Information:

President Larry Harding (816) 726-4102
All Officers: nwmomodelafordclub@gmail.com
Publications: nwmomodelafordclub@gmail.com
816-519-2630

Any articles or notes without a byline are written by your editor.

Visit www.nwmomodela.com today!
Please mail any info, pictures, questions & suggestions to:

NWMO Model A Ford Club
550 S. La Frenz Road
Liberty MO 64068

Independence Day Parade—Parkville Missouri July 4th!

Five cars and seven members lined up for this annual parade! It was a really hot day that Jeanne described as “1000 degrees!” But it was agreed that everyone had a great time! The large crowd lining the streets loved our cars! There were a lot of yells for “Ahooga!” all along the route. The kids, young and old seemed to really enjoy the sound of those horns!



An excerpt from an article found in the July issue of “News Brake”, the Livingston As Great Lakes Region - Model A Restorer’s Club

Tech Article - Buss Bar Cautions:

... The warnings we have heard many times from the experienced colleagues in our club regarding not screwing the ignition cable into the distributor too far have come to fruition on several of our cars lately. Gary Reutter, Steve Wild and I all recently encountered one issue or another, likely related to how far the ignition cable was threaded in.


Though I’ve been told many times (mostly by Ed) not to screw it in too far, when you are threading it in you don’t really get any feedback that tells you it is in far enough. So there is a tendency to give it a couple more turns. Also, unless you’ve had the distributor apart recently it’s hard to understand what harm it can cause to give the cable “an extra couple of turns, for good measure.”

I found this video online which puts some images along with the explanation for several different ways that the buss bar and the lower plate can end up grounding out and making your car stall. <https://youtu.be/nKZwX0klifl> It’s 20 min long but once you watch it, you’ll never make these 4 mistakes again.

VERY interesting to me was that the original condenser was actually a structural member which helped to keep the buss bar from bending when the ignition cable was screwed in! Henry’s design was structurally sound; modern points & condenser made the buss bar easier to bend and introduced this now-common failure mode!

Here is what happened to mine, and how all this applies: I thought my condensers were going bad because when I replaced one after the car would stall, it would run again. However, I was told over and over that condensers don’t cause a car to totally stall. I finally peeled back the distributor “onion” one layer at a time and found I finally had power and ground in the right places after I took out the lower plate.

So, in the end, what happens if you screw the ignition cable in too far? It puts too much force on the buss bar, then bends the buss bar so it either grounds out on the distributor body, or the insulators that keep it separate from the bottom plate get damaged and they don’t insulate anymore.



Note buss bar is bent toward the center of the distributor due to deformed insulators. The insulators could have been allowing a short, or the buss bar could have been touching the center of the distributor.

If the buss bar was bent in, it would contact the center of the distributor body. I fixed my deformed insulators by replacing the rivets with screws/washers. More 'proper' is to buy a new lower plate!

bar so it either grounds out on the distributor body, or the insulators that keep it separate from the bottom plate get damaged and they don’t insulate anymore. I put a volt meter on my setup once it was fixed, and started threading the ignition cable in. Shortly after I caught the first thread, I had electrical contact between the ignition cable contact and the buss bar. I just turned it enough additional to get the distributor right-side-up and that’s it. I also measured some forces, and this amount of threading is putting about as much force on the buss bar as I ‘felt’ I would want to if I was just pushing on it, in order to not bend it.



What feels like enough force to put on the buss bar, then...

...how much deflection of the ignition cable contact spring to obtain that force? (Used soft clay to record the deformation then measured it vs. the uncompressed spring contact.)

How many threads per inch on the ignition cable. Use that to determine how many turns gets me the desired spring compression for the desired max force on the buss bar.

After having all this fun, my conclusion is exactly as the brain trust of the Livingston As advised: About 1 turn is plenty. I might add “1 turn after electrical contact is made” to that statement. But since it’s a bit cumbersome to monitor for electrical contact while threading in the ignition cable, you could say “If you have spark after 1 turn, it was enough!” - the editor—Marty Kapanowski

New Club Merchandise is here! Order online at showmelogos.net/modelaclub/



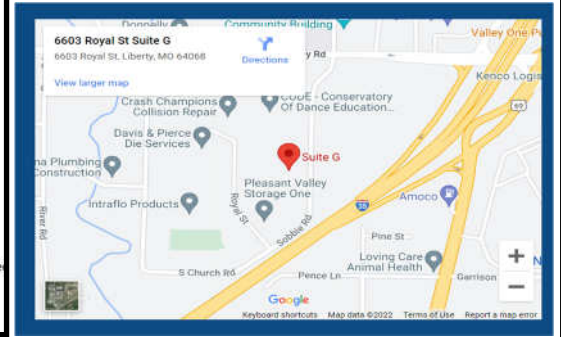
Other contact info:

cara@showmelogos.com

816-781-5367

6603 Royal ST STE G

 <p>Gildan Ultra Cotton T-Shirt \$22.00</p>	 <p>Harriton Ladies Advantage Snap Protection Embroidered Polo \$27.00</p>	 <p>Port Authority Silky Touch Embroidered Polo \$24.00</p>
 <p>Port Authority Challenger Embroidered Jacket \$90.00</p>	 <p>Port & Company Embroidered Visor \$19.00</p>	 <p>Sportsman Cotton Twill Adjustable Embroidered Cap \$22.00</p>



Krug Park 100th Anniversary Celebration!

Sept. 24th.

Noon–4:00 p.m.

3500 St Joseph Ave, St Joseph, MO 64505

GAMES! CROQUET, BADMINTON, HORSESHOES, FOOD TRUCKS!



Come help celebrate 100 years of this unique space!

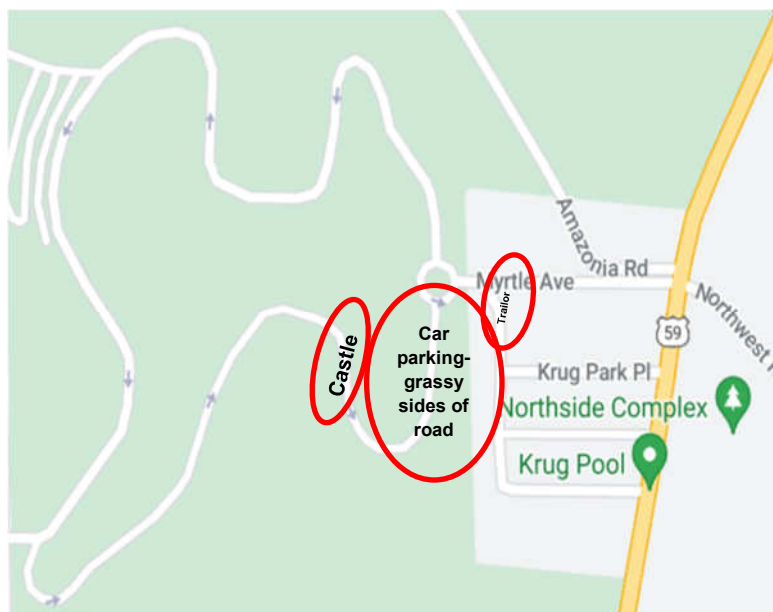
The park has a mile long circular drive through it and our cars are invited to tour the drive as a group. Then parking has been reserved for us on the open grassy areas on both sides of the road on the last section of the road, from the Castle to the parking lot, to show our cars and enjoy the afternoon.

Era clothing is encouraged and appreciated!



For info, call Jody 816-225-7680

There will be parking for trailers! Please arrive approximately one hour early to allow time to settle in!



Model A Mystery Part

What is it?

Do you know?

For "Bragging Rights", Send an email to
nwmomodelafordclub@gmail.com
Or to Sherry Winkinhofer



Photo courtesy of Snyder's
Antique Auto Parts

Last Month's Mystery Part

This is a 1/8 pipe thread type grease fitting with ball check.

Did you know?!



Photo courtesy of Bratton's
Antique Auto Parts

Walt's Old Time Tech Tip

Walt Jones, Tech Director

More good info from MAFCA:

Jim's Tech Tip

By Jim Cannon

Towing your Model A on a Trailer

There will be times when you need to transport your Model A on a trailer. Here's a tip on trailer loading to help you tow safely.

When the car is loaded on the trailer, the tongue weight of the trailer on the trailer hitch (on the back of your car or truck) should be between 10-15% of the total weight of the combined "trailer+Model A". If you load the trailer with less than 10% of the weight on the hitch, the trailer will sway as the speed increases, which is very dangerous. Over 15% can put too much unnecessary load on the back of your tow vehicle, which can take weight off of your front wheels (needed for steering and braking)- which is also not good.



How do you know the weight of your "trailer+Model A"? I took my car on the trailer to my local feed store where they have a scale. Many truck stops also have scales. I parked the loaded trailer on the scale, disconnected my truck, and moved the truck off the scale. They charge a small fee to give you the weight. Once I had that total weight, it was easy to calculate 10% and 15% of that. For example, if your "trailer+Model A" is 4,200 pounds, your Target Tongue Weight is 420 to 630 pounds, call it 525.

Once you know the Target Tongue Weight that you are shooting for, how do you know what the actual tongue weight is when you put the Model A on the trailer? You can figure it out with a ruler or tape measure. Go to a building supply store (like Home Depot) with your tow vehicle and no trailer. Measure and record the distance between the bottom of the trailer hitch and the ground. Now start loading 80# bags of dry concrete mix into your car trunk or truck bed until you have loaded your Target Tongue Weight. (I had a helpful young guy at HD load them in for me.) The exact load is not critical, but it must be above your 10% number. Now measure and record the distance between the bottom of the trailer hitch and the ground again. Once you have those 2 numbers, you can ask the helpful/ad at the store to unload all those bags and put them back! Thankfully, you only have to do this exercise one time.

With these 2 measurements, before and after the load was added, you can quickly figure out the change in height above the ground when you have your Target Tongue Weight on the back of your tow vehicle. This CHANGE in the height of your trailer hitch is the HITCH DROP that you need to get when you load your Model A on the trailer. Before attaching the trailer to your tow vehicle in the future, measure the height of the trailer hitch above the ground. Now attach the trailer and load your Model A on it. Pull the Model A forward on the trailer until your trailer hitch has dropped by your Target Hitch Drop. You can roll the Model A forward and backward a bit on the trailer to get the amount of drop that you are shooting for. Now tie the Model A down in this position on the trailer and be confident that you have enough, but not too much, tongue weight on your trailer hitch.

I have marked on my trailer the best spot to load a Model A to get the target tongue weight and hitch drop. When I put them on the mark, the tongue weight is correct.

For more tips on safe towing, check out the following web site: <https://www.curtmfg.com/towing-safety>

Let's be careful out there, and Have a Model A Day!

Jim Cannon



**Mark your calendar and
 make your reservations!**

Call-Text-Email

Jody Layne

816-225-7680

jolayne60@yahoo.com

**To start the reservation process
 and add your name to the list for
 this great event!**

So many things to do and see!

Return to Julian to visit the 1928 Gas Station

Visit Van's private Model Railroad collection

Check out the Chitwood Wheel museum

See the Brownville Railroad Museum

Dinner cruise on the Spirit of Brownville



Other destinations still in the planning state:

Arbor Lodge/Morton Mansion

The Captain Bailey House Museum

River Inn Resort (Rooms limited!):

State Rooms: \$140 per 2 person room

Executive \$160 per 2 person room

Dinner Cruise: \$37.22 per person



The 1929 Ford Model A Moxie Horse-Mobile

Moxie is a soda that is one of the first soft drinks available in the United States. First sold as a patent medicine in 1876, it is still a regional favorite in the New England states. As part of promotional program, the company commissioned a fleet of Moxie-Mobiles between WWI and WWII. They modified the cars by fitting them with a full-size model horse upon which the driver sat. The controls were modified to be usable by the driver as well. The first such modified version was in 1918. A different manufacturer was used for each car. About 2 dozen were maintained for use in parades and such. This one started as a 1929 Model A Ford, modified as a brand new car. It still has a four cylinder Model A engine.





For Sale / Wanted To place an ad send your information to swinkinhofer@Hotmail.com, or mail to Sherry Winkinhofer

As a service to our members, the area Model A clubs have decided to share our classified ads sections! (this will include Model A specific items only.) Ads will run approximately 3 months unless we are notified that the item is still available.

Wanted: Two front fender braces for '28 or '29 model A. Forged or stamped steel OK.
Contact: Bill Magers cell 641-202-3942 Home 641-782-5809. (05/22)

For Sale: Brand new Brookfield Model A pickup bed. Fits all years, never been used. \$1600
Contact: Chili Canida 816-415-4948 (NWMO 02/22)

For Sale: 1931 Ford Model A slant windshield, Fordor. It is a proven tour car with a wool interior. It has: Mitchell overdrive, air conditioning, 12 volt, modern shocks, radial tires and stock sets of wheels, down draft carburetor, 110 V alternator. Driven 3 weeks ago and a full inspection by Model A Mechanic with no repairs needed (Todd Williams). Tools and extra carburetor – a complete list of tools in the trunk will be provided. Mileage: 19,855. Ready for driving and showing. Clean title. Buyer is responsible for shipping costs/pickup. \$30,000; Cashier's check or cash only. This car was owned, rebuilt, and maintained by Lawrence Kottas, my father - a passionate Model A Guy.
Contact: Eileen Caspers 785.221.0664 Call or Text

For Sale: Size Large NWMMAC sweatshirt for sale. \$20.00
Contact: Rosemary Smith 660-824-4207

For Sale: 1931 Deluxe 2 door sedan with original motor with matching numbers on frame and engine block. Car is in pieces and has been for several years. Most original parts off vehicle.
Contact: Chuck Hornback @ dsmaus1962@gmail.com. (CIMA 05/22)

For Sale: 1931 Model A Coupe, New 12-Volt conversion, older Restoration but still very nice car. I just purchased this car, but have determined I have too many cars and with my health concerns I have decided to sell it.

Contact: Gilbert Adams 316-765-5127 (ICTA 08/22)

For Sale: 1929 Model A Roadster for sale. Good solid car. LeBaron Bonney interior and top. New parts added include radiator, front spring, leakless water pump, hoses and lower pipe, steering box, and 6v. alternator. Has Autolite manifold heater. Many sundry items fixed. Various extra parts and literature included. More photos are available and questions are welcome. \$21,000 OBO.



Contact: George Weeks, Pittsburg, KS. 620-249-0870. (NWMO 05/22)

For Sale: 1930 Model A 2 door, H&H engine, high compression head, 4 speed transmission, LeBaron and Bonnie interior.
Contact: Jim Shaw 816-695-6702

Put your Ad Here!

Some interesting tech advice found on the Model A Restorers Club's Facebook page, from "Renner's Corner."

Leaking Carburetor?

Here's something that is SO typical with ALL Model A & B Ford released carburetors, it doesn't matter if it's the Zenith or the aluminum die cast metal carburetors, they ALL can leak here.

I talk to guys about this on a daily basis, they're telling me their car won't idle or it stalls at stops or they can't get it to idle below 600 RPM or the air fuel screw does nothing.....chances are you've got a vacuum leak.

Guys tell me they sprayed their engine with carb cleaner or either or WD 40 and it doesn't change the RPM at all, well that's because the tiny bit of carb cleaner sucked in doesn't have any effect on an engine running 800-1200rpm.

The best way to troubleshoot this problem is take things apart and look for witness marks and signs like this where air has been leaking in. The carb to manifold surfaces are the first place that I would check and then second I would investigate the intake and exhaust manifold to engine block gaskets.

Filing the surfaces flat and a new gasket should solve this vacuum problem.

Basically what's happening is that your engine is getting unregulated air and becomes out of ratio, typical air fuel ratio is approximately 14 air to 1 fuel. For example when this ratio gets to be off like 17 to 1 because of the extra air leaking in, the engine won't run correctly. Requiring the rpm to be kicked up or the choke to be put partly on to get back in ratio. This is one reason why even when guys "rebuild" their carburetors they still have troubles because they haven't really fixed the problem.



A-Z Model A Parts

Dean and Libby Kester, Owners
808 S. Cypress
Stockton, KS 67669
Phone: 785-425-8432
email: kestercustoms@gmail.com

BOB BOND'S ARTISTRY

www.
bobbondart
.com

- Pinstripping
- Lettering
- Graphics
- Gold Leafing
- Flames
- Airbrushing
- Logo Designing
- Automotive Art

816-554-1800

Lee's Summit, Missouri

BRATTON'S

ANTIQUE AUTO PARTS



800-255-1929 Phone
www.brattons.com

800-774-1930 Fax
1606 Back Acre Circle
Mount Airy, MD 21771

Your source for Quality Model A Ford Parts since 1976

"HAVE AN 'A' DAY"

Mike's

1-888-879-6453

email: mike@mikes-afordable.com
www.mikes-afordable.com

Specialising in 1928 - 1931 Model A Ford Parts

ERIC WENINGER
OWNER

2045 S BEDFORD ST
WICHITA, KS 67207

316-619-1821 CELL
316-685-2553 SHOP

www.modelmedic.com
modelamedicllc@sbcglobal.net

THE
MODEL A
MEDIC LLC



STOCKING A FULL LINE OF
NEW AND USED MODEL A FORD PARTS

SPECIALIZING IN FULL SERVICE REPAIRS,
ENGINE, DRIVE TRAIN, AND RESTORATION

AUTO COLOR & EQUIPMENT

524 E. 23rd Street Independence, MO 64055

TOUCH UP Aerosols - Bottles

Computerized Color Match Available

PHONE: 816-254-5630

FAX: 916-254-5635

www.auto-color.com

Tom Kautz
Owner

www.tomkautz.com

KAUTZ Electric
Auto Parts
Auto Glass
Established 1916

Rebuilding Starters, Generators, and Alternators
6volt - 12 volt

920 Commercial St.
Atchison, KS 66002

Phone: (913) 367-1717


THE WORLD'S LARGEST SUPPLIER
OF 1909-31 FORD PARTS!
We Feature American Made Parts

SNYDERS
ANTIQUE AUTO PARTS

12925 Woodworth Road ♦ New Springfield, OH 44443

Toll Free Ordering:
(888) 262-5712

On-Line Ordering:
snydersantiqueauto.com
New Products Added Daily!



FREE
Fully Illustrated
CATALOG
U.S. ONLY



-Membership is Strongly Encouraged in Both of these Excellent National Organizations-



Model A Ford Club of America

Join on line at *MAFCA.COM*

~Membership Benefits~

The *Restorer* magazine • Technical Support • Local Chapters • National Meets • Era Fashion Guidelines • "How to Restore Series • Judging Standards and Restoration Guidelines

Dues per year are

U.S. Membership- \$50

Canada/Mexico Membership - \$60

International Membership - \$70

Make checks payable to Model A Ford Club of America

**Optional Initiation Package
For New Members Only**

1—Back issue of **The Restorer**

1—MAFCA Lapel Pin

1—MAFCA Decal

1 0 Name Badge

Only \$11 extra

New Membership

Name _____

Spouse's Name _____

Address _____

City _____

State _____ Zip _____

Country _____ Telephone _____

Permission to publish my telephone number in future Membership Rosters? Yes: No:

Return this Form and Payment to
MAFCA
250 South Cypress • La Habra, CA 90631-5515



Model "A" Restorers Club

6721 Merriman Rd, Garden City MI 48135

(734) 427-9050 office

(734) 427-9054 fax

Find Membership forms at <http://model-a-ford.org/>

Dues- New or Renewals () US Membership \$50.00

() US Air Mail \$62.00 () Canada \$60.00 () International 70.00

**New Members Only- Partial Membership:
J/A, S/O & N/D issues only!**

() US Membership 26.00 () US & Canada Air Mail \$36.00 () International \$44.00

IMPORTANT:

Make checks payable to Model "A" Restorers Club (M.A.R.C.)

All Memberships from outside the U.S. are to be remitted by International Money Orders in U.S. Funds (drawn on U.S. Bank) or credit card. And a personal check drawn on U.S. bank (U.S. funds must be stamped on check.)

With your membership you will receive a club membership I.D. card and the *Model "A" News*, our BI-monthly club magazine. In addition, each member is entitled to a free 40 word classified ad in each issue of our international publication, the *Model "A" News* (A good source of parts and information you may need for your car).

Address: _____

City: _____ State: _____ Zip: _____

I give permission to publish my phone number in the future MARC Membership Rosters:

() Yes () No Phone: _____

I give permission to publish my email in the future MARC Membership Rosters:

() Yes () No Email: _____

THE ROAD RUNNER

% SHERRY WINKINHOFER
PO Box 172
Table Rock NE 68447