



The ROAD RUNNER



MAFCA Chapter MAFCA "Newsletter of the Year 2019", MARC "Newsletter Highest Achievement Award 2023 MARC Region

Officers

President:	Bill Skaggs
Vice President:	Chuck Haber
Secretary:	Terry Richardson
Treasurer:	Gary Dixon
Activities/Tours:	Chili Canida
Technical:	Tony Flieg
Ladies Activities:	Laura Talley
Concerns/Calling:	Jody Layne
Membership/Public Relations:	Myron Schmitt
Newsletter/Webmaster:	Sherry Winkhofer
Property:	Vacant
Director:	Larry Harding
Director:	Mike Owen

Birthdays

Michael Owen	07/08	Marvin Taylor	07/16
Mary Coffman	07/09	Mary Sedlacek	07/26
Lee Donius	07/12	Leland Daise	07/27
Sue Flieg	07/14	Fran Wahl	07/27
Gladys Lawson	07/15		

Anniversaries

Clarence & Gladys Lawson	07/03
James & Cindy Carrier	07/09
Bill & MaryLou Matteson	07/11
Frank & Kay Chrane	07/29
Chuck & Karen Haber	07/31

Monthly Meeting

July 1st

**American Legion, 2607 NW State Route 92
Smithville, MO 64089**

**The Legion provides a dinner menu at a special price
one hour prior to the 7:00 PM meeting.**

Board Meeting

July 18th

**The 3rd Thursday of each month,
7:00 PM, Woodneath Library Center
8900 NE Flintlock Rd, Kansas City, MO 64157
Visitors welcome**

Technical Meeting & Breakfast Club-KC

Big Biscuit in Liberty

Please join us every Wednesday 6:30 am to "whenever"
at the Liberty Corner Shopping Center, at 840 Hwy 291
(816-429-5314)

Technical Meeting & Breakfast Club-St Joe

Every Monday 7:00-10:00 AM

Hy-Vee 201 North Belt Highway, St. Joseph

Ice Cream & Socializing

Every Saturday evening 6:00 PM
Big Burger, 4700 NE Vivion Rd
Kansas City, Mo. 64119

President's Comments:

It's been a hot end of the month, and it looks like the heat is going to continue! Stay safe and stay hydrated when you are out there in your cars! The heat is one reason the Board of Directors decided to wait until September to schedule the club's annual picnic. It should be much more pleasant weather by then.

There are still several fun events happening in July. The Parkville Independence Parade has been a tradition for our club, and it would be great to see a lot of our cars show up. It's always a lot of fun!

The Jefferson City overnight is scheduled for the last weekend in July, and while anyone wishing to visit the Air Force Base must already have their forms in for security clearance, anyone can join the fun for the rest of the tour. We will be visiting some great museums in Jeff City. And don't forget, rain or shine, heat or cold, the tour will continue. Modern cars are welcome if you feel the weather isn't conducive to the long drive for your Model A. The old cars will not be able to drive onto the base, but there are plenty of other photo ops to take advantage of, so come join us!

Hope to see you all at the next meeting!

Bill Skaggs, President

*Don't worry about the world coming to an end today.
It is already tomorrow in Australia.*

Editor's Comments:

Well, I expected to get this newsletter out a few days earlier than this, as I was planning to be in Ruidoso, New Mexico, at the National Convention, getting ready to give a fashion seminar. Count me among the many who are disappointed that this event had to be cancelled through no fault of the organizers. But I don't feel I can do too much complaining when I see the news and what the residents of the town and state are going through with the ongoing wildfires. My prayers and best wishes go out to all those impacted by this awful event.

The last day or so I've had to go from frantically getting all my stuff boxed up and packed, slide shows put together, and outfits sewed to a full stop! And then, a "Now what do I do?" as I reassess what I need to be doing and working on, or not. Just a big blank week. I'm sure it will fill up quickly, but I did take just a day or so to veg out and recoup before starting to move forward again. Oh well, there is always stuff to do. The first is to start unpacking and putting away my van load of fashion stuff, and hope that in the future I'll have another opportunity to put it to good use.

Sherry Wink, Editor

NORTHWEST MO. MODEL A FORD CLUB MEETING

American Legion Hall Smithville, Missouri

June 3, 2024

Bill Skaggs called the meeting to order at 7:00 pm.

Gene Arnold from St. Joseph showed us her knitting machines and demonstrated how she uses them to make knitted socks. After her talk, members enjoyed trying the machine for themselves.

Mike Owen had taken the previous meeting's minutes, but he was not present to provide them, however the minutes were approved as read in the newsletter.

Gary Dixon provided the updated Treasurer's report. Checking Balance is \$3,930.62 Savings \$10,182.87; total of \$14,176.49.

Activities: Chili Canida explained that the tour to Plattsburg has been cancelled due to delays with the mural being completed. Bill Skaggs notified us that the tour to Jefferson City and the Whiteman AFB has been rescheduled due to the need to do advance security clearance. The new date is in July. Anyone wanting to visit the base will need to provide Bill a completed form to submit for the process. Loura Talley invited members to attend and assist at the Lathrop Antique Show June 13, 14, 15, & 16.

Concerns/Calling: Jody Layne announced the people who had birthdays and anniversaries. She also asked us to remember those members in ill health.

Membership/Public Relations: Myron Schmitt announced that there were 33 members present

Directors had nothing to report.

Meeting adjourned at 8:00 pm

Submitted by Terry Richardson, Secretary

MAFFI MINUTE

Model A Enthusiasts:

Don't you cherish these days when we can go cruisin' in our precious Model A's? Are you decked out in Model A gear? If not, that's an easily remedied problem. Just go to the MAFFI website collection (maffi.org –click on "store") and choose one---or some! It's a "fashionable" way to support your hobby!!

As of June 20, we're only 92 days away from Model A Days at the Gilmore Auto Museum! The Model A Days' Planning Committee is nearly ready for the big event. We're excited and we hope you make plans to join us. While you're on that website getting your Model A gear, click on the link for Model A Days and get registered for your hotel and Model A Days: Friday, September 20 and Saturday, September 21. You don't want to miss the unveiling of the "bus", do you?

The Gilmore Auto Museum has been in construction mode these last few months so there are a lot of changes at the museum (picnic spots, food and beverage facilities, and more restrooms). We're excited to have so much to offer you this year at Model A Days! Motor on in to Hickory Corners in September!!

Cindy Ellenbecker, MAFFI Trustee/Secretary



Win a Famous Model A!

Through the generosity of Donna Lewis, former MAFCA President and MAFFI Trustee, "Betsy," a 1930 Ford Model A has been donated to help raise funds for the expansion of the beloved Model A Ford Museum. The car remains in the same condition as when it was restored by Red Grow in the 1950s. Enjoy driving "Betsy," your newest Model A, to your next cruise-in or car show. This is a truly historical vehicle, once owned by a MAFFI Hall of Fame inductee. "Betsy" became famous as the best Model A in the World. The Ford Model A has gathered 32 top place trophies in the 34 shows in which the car was entered. That includes two national shows in 1957 and 1962. Overall, the car won 39 trophies. It is said that Red Grow's car, "Betsy," was an inspiration at the time. It drove many people to do their best in restoring their own car. This urge to do the best restoration possible, developed the need for more information about how to do a better job. As a result, the Judging Standards evolved.

Now, you have a chance to own "Betsy" by entering a sweepstakes through the MAFFI website, <https://www.maffi.org/index.htm>, or by scanning the QR code to receive 20% more tickets for your donation!





Activities

"Departure places and times for events will be published on the Website and Newsletter the month prior to the event".

July 4 - Parkville Independence Day parade
 Sign-up sheet at meeting!
 9 AM lineup on 63rd St. behind Price Chopper, Parkville

July 15-18 - MARC National Meet Asheville, NC
 Asheville, NC 28806
 Contact: Paul Ganninger
 (314) 852-5591
 Email: MARCmeet2024@gmail.com

July 10th—Ladies Luncheon
 Char Bar in Parkville Missouri
 All are welcome to attend
 Contact Laura (816) 632-1776 (leave a message!)

July 26-27th—Overnight to Jefferson City, Whiteman AFB
 Pre-Registration required
 Check with Bill Skaggs (816) 807-6300
 Leaving from Liberty Sutherlands Parking lot at 8:00 am sharp!

If you are planning on joining in on any of the tours or activities, please sign-up and include your phone number, or you can contact Chili Canada at (816) 415-4948 (home phone) That way if an event has to be canceled, or has a location or schedule change, he will do his best to make sure you are notified!

Ladies Day Out Report

Laura Talley

We had a wonderful outing today with 12 attending....3 guys were brave enough to join us at Saltgrass Steakhouse in Liberty. We enjoyed the food and the atmosphere. Mike Owens won the guy's drawing, and Linda won the lady's drawing! We signed cards for the Wahls, Bill Skaggs, and Sharon Kiehl. Pat Wishon had planned to come, but a migraine kept her from attending. We miss the ones who would regularly come, and we always enjoy seeing new ones. Lorraine Snow joined us today for the first time, and we are so excited to have her in our group!

Next month, on July 10th, we are going to Parkville to the Char Bar, a new restaurant, to check it out. We hope to add more ladies to join in the fun, and any of the guys who might be brave enough to come along! We are going to have a "Show And Tell" at our July outing, so bring your most treasured item from your favorite collection, and we will all get to enjoy hearing about it.

Feel free to call me if you have questions: 816-632-1776. All suggestions are welcome and appreciated! Leave a message if I happen to be away from the phone.



National Convention Cancelled

Most have heard that the National Convention that was to be held in June in Ruidoso, New Mexico, had to be cancelled due to the wildfires surrounding the town. The town underwent an emergency evacuation, which has lasted for a week so far. The fire has burned through sections of the town, although not the main downtown, as far as I can tell from news reports.

Our sympathy goes out to all those impacted by this tragic event. The host chapter, the Southwest Model A's Chapter, had worked for years to put this event on, and it is a great disappointment to everyone that all their hard work was negated by this disaster. We hope everyone involved remained safe during this emergency!

Address update: Harley and Fran Wahl have moved to an assisted living complex. I'm sure they would welcome visitor and/or cards!

Their new address is:



Oak Point of Kearney
 200 Meadowbrook Drive
 Kearney, Mo. 64060.

Andy Bennett, long time member, passed away June 9th, 2024

Andy was an ardent lover of everything Model A and a good friend to everyone he met. His smile and good humor will be missed!



Cares & Concerns

 **Our Sunshine/Concerns Lady is Jody Layne.** 

If you know of anyone that could use a call or a card, please let her know at 816-225-7680 or send her an email at jolayne60@yahoo.com

Club Contact Information:

President Bill Skaggs (816) 807-6300
 All Officers: nwmomodelafordclub@gmail.com
 Publications: nwmomodelafordclub@gmail.com
 or call 816-519-2630

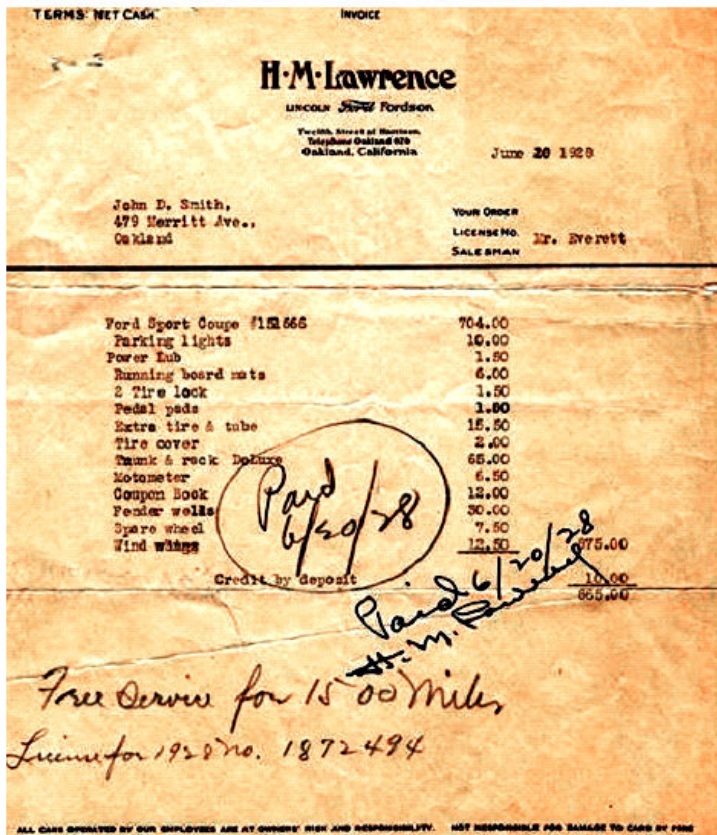
Any articles or notes without a byline are written by your editor.

Visit www.nwmomodela.com today!

Please mail any info, pictures, questions & suggestions to:

NWMO Model A Ford Club
 PO Box 514
 Liberty, MO 64069

Or email:
nwmomodelafordclub@gmail.com



The Invoice Tells the Tale!

Just like today, the automobile dealers of Model A times had their add-on's and upcharges. Here is an original invoice for a 1928 Model A Sport Coupe. Base price is \$704, but then, check out the accessories and extras that were added on:

- Parking lights \$10
- Power Lub \$1.50
- Running board mats \$6
- Tire locks \$1.50
- Pedal pads \$1.50
- Extra tire and tube \$15.50
- Tire cover \$2
- Trunk & rack deluxe \$65
- Motometer \$6.50
- Coupon Book \$12
- Fender wells \$30
- Spare Wheel \$7.50
- Wind wings \$12.50

While some of these seem like a bargain by today's money, back then it was quite pricey! And notice how some of the luxury items seem a little heavier in price compared to the necessary stuff. The wind wings cost more than the parking lights! And the coupon book was not cheap. My best guess is that it is for dealer services such as oil changes and lube jobs. The bottom line is that by the time they included all this, the price had rocketed to \$875, an increase of over 24%!

Invoice as printed in the "Spoken Wheels" June 2024 Newsletter, the official newsletter of the Santa Anita A's



Jim's Tech Tip by Jim Cannon

Rattles Under the Hood

Very few things are as annoying as a persistent rattle under the hood while you drive our Model a. Of our it stops when you pull over and look under there!



That rattle is driving me CRAZY!

Here are some things that I have found over the ears can sound like a rattle under the hood:

- The radiator support rods. They come loose at the radiator or at the firewall.

- The engine pans. Just one loose bolt/nut can rattle like crazy (hard to find)

- Hood support/prop brackets. The ones that "fold in" will rattle if closed all the way. Open it back up ½ inch to separate the halves from touching.

Brake rods. Jiggle them by hand. You may need to install some of the oversize clevis pins to tighten things back up, or replace the return/ anti-rattle springs.

- Tools and things under the seat. (I found a large screwdriver one in my side curtain pan, way in the back, that was causing a rattle that I chased for two years!)

I hope this helps you track down that annoying rattle. In a future tech tip I will cover potential sources of other annoying noises in our car.

Until then, "Have a Model a Day!" Jim

Winner!

Gary Dixon took part in a car show at a nursing home in Independence. With about 20-25 cars there, Gary was thrilled to win his first trophy with his car!

Congratulations Gary!



FUN STUFF...

Chuck Yeager and a Model A

I was reading an interesting article recently on Chuck Yeager. He was the first test pilot to break the sound barrier in 1947 at Edwards Airforce base. And when a reporter asked Chuck about the "feel of speed" when he broke the sound barrier he said, "you can't feel a thing flying that fast..... if you want to "FEEL" real speed do 60mph in a Model A Ford!" Check out the picture of Mr. "General" Yeager in his flight suit standing by his Model A.



As printed in the "Quail Call" San Diego Model A Ford club Inc. June 2024 Issue.

June Meeting—Sock Lady!

Pictures submitted by Laura Talley

It was a great turnout for the June meeting, and the evening's entertainment kept everyone's attention! Our speaker, Gene Arnold, demonstrated her reproduction knitting machine that she uses to make socks! She says she has an original machine at home as well, but it is too unwieldy to travel with. After her talk and demo, she invited members to try it out for themselves, and a few took advantage of that offer!



SCARVES FLIRTY AND DEBONAIRE (Part 2)

By Lois Przywitowski, Model A Ford Club of Colorado

For men, "scarves or mufflers were made of washable silk crepe, rayon, or wool. Sizes varied. Some found were 17"x 53," 13"x 48," and 33" squares, some with fringe. Evening scarves came in square or long and narrow styles. Some came in white brocade, some plain or patterned white silk. Monograms were popular on scarves." MAFCA Fashion Guidelines

The 1930 Christmas edition of The Observer, Gifts for Gentlemen, offered a wide selection of mufflers and reefers, however none of their offerings were labeled as scarves. In researching the term "reefer" the Meriam Webster dictionary's second definition is "a close-fitting usually double-breasted jacket or coat of thick cloth." This is definitely a new term for me. The prices ranged from \$3.50 to \$10. In today's money. \$3.50 equals 562.42 and \$1 \$10 equals \$178.34. Clearly not an inexpensive gift.



The muffer on the left. imported and offered in an "unusual warp print design with self fringe and a wide border of rich satin." \$10

To the right is a slightly less. expensive imported silk muffer featuring an "all over brocaded swirl figure on satin ground. Wide satin border; self fringe." \$7.50



"Bright and attractive colorings in solid color self jacquard, tubular crepe reefer with heavy fringe." \$3.50



"A rich paisley design is employed in the silk pique crepe muffer with self satin jacquard figures overall." \$5



"Solid color cashmere reefers imported from Scotland; give warmth without weight. Worn Ascoted." \$5.00



A few recipes found in the October 1931 Ladies Home Journal, in an ad for Bananas, of course! I don't think I'll be trying the bacon one! If you are brave enough, let me know how it goes!

Baked Bananas with Bacon

Fry bacon – while bananas are baking in their skins just as you'd bake potatoes. Bake ten to fifteen minutes, in moderate oven (375°F). Serve with one-third of skin removed and garnished with bacon.



Banana Bar-le-Duc

Spread a banana with cream cheese and dapple it with bar-le-duc (current jelly) or other jelly.

Banana Charlotte

Quarter Bananas lengthwise and arrange pieces upright in a sherbet glass to look like ladyfingers. The center is a fluff of whipped cream vanilla flavored and sweetened just a trifle, topped with a cherry or chocolate shot.

Brands We Still Know

By Sherry Wink

NAPA Auto Parts started in 1925, when a group of independent auto parts sellers met in Detroit to form the National Automotive Parts Association. With people increasingly relying on cars and trucks for transportation and business, they saw the need to improve the distribution of automobile parts around the country. The organization set standards for the parts they sold, and NAPA stores and warehouses, owned by member companies, quickly became known as a place to get reliable parts. The crash of 1929 and the following depression increased the demand for repair parts as older vehicles were kept in use. Over the years, one company gradually bought out the other members, and the NAPA name became a brand.



The first NAPA store, opened in 1936

Fun at the Station

A great turnout and a lot of fun was had at the gas station for Father's Day weekend!



Maysville Art Tour

An impromptu tour was held June 8th as a replacement for the re-scheduled Jefferson City trip. It sounds like it was an interesting event! The visit to view renowned artist Kyle Carroll's work, coupled with a beautiful day for driving a Model A, made it a perfect day.

Carroll, a Missouri native with a background of biology, hunting and living historian, brings a unique perspective to his work. Per his website, his reliance on research and a network of accomplished historians and re-enactors has led to his art being purchased by collectors across the United States. He retired from the Missouri State Patrol in 2014 and now devotes his time to his art.



Model A Mystery Part

What is it?

Do you know?

For "Bragging Rights", Send an email to nwmomodelafordclub@gmail.com
Or to Sherry Winkinhofer
PO Box 172, Table Rock NE 68447



Photo courtesy of Bratton's
Antique Auto Parts

Last Month's Mystery Part

This is a clutch shaft spring washer.
It fits between the clutch and the
brack pedal on the clutch shaft.

Did you know?!



Photo
courtesy of Mike's A-Fordable
Antique Auto

Tony's Tech Tips

Tony Flieg, Tech Director

As printed in the "Script "A" News", official newsletter of the Script "A" Region of Michigan

Wheel Balance


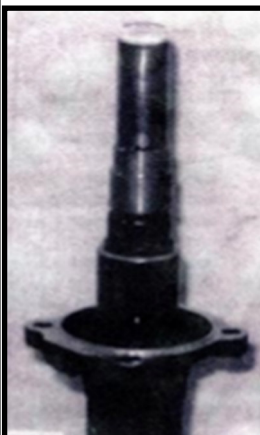
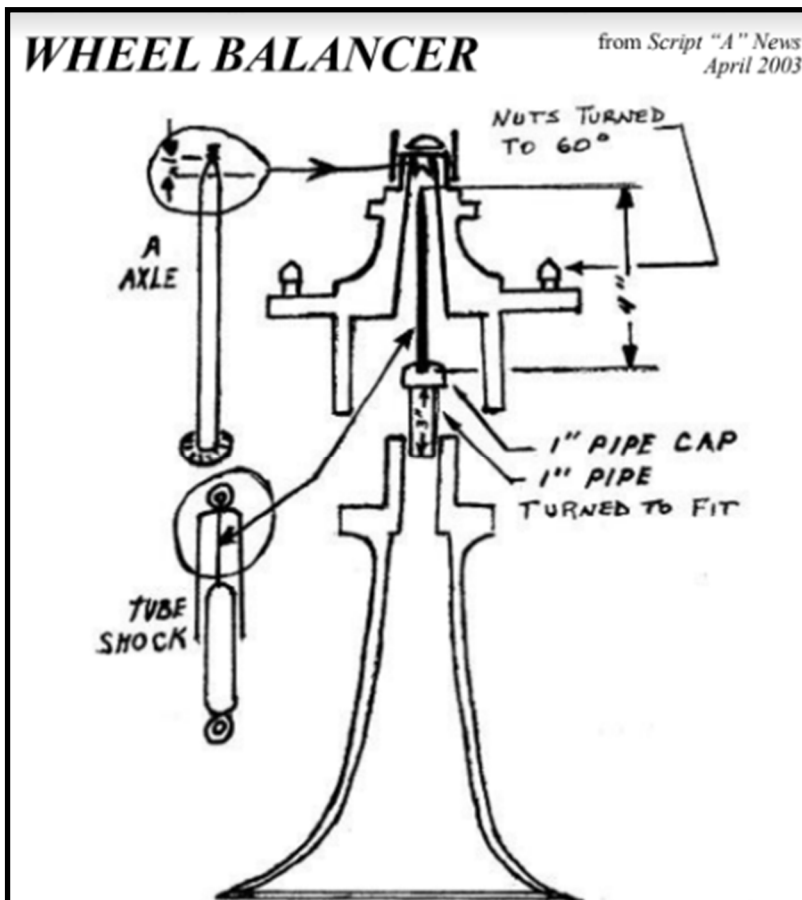

By Leonard Hammermeister

Don't throw away those "junk" parts. They can be recycled. If you have a lathe, you can make these parts in a couple of hours.

I used the shock rod because of its hardness and toughness, but you can use 1/2" rod, or anything you have around the shop.

This is how I did it — but you may have a better idea. I purchased the bubble level at a store that sells trailer supplies. Be sure to put a guard around the level.

I used a piece of the shock that I cut apart. The rod in the shock has a 5/16" nut on the bottom, so you don't have to thread the end of the rod.



How to Re-Form Damaged Threads

By Kyle Smith, Hagerty Insurance; the article is provided by STAs Steve Organ [condensed by Editor]

Nobody wants to deal with damaged threads, but with a little prep and know-how, you can save the thread, the part, and your sanity.

Threads are a critical part of the assembly of pieces we call automobiles. The spiral-incline plane that creates a bolt, nut, or threaded hole allows for easy disassembly and generates a strong, durable clamping force. The effectiveness of threads relies on a smooth and well-fitting assembly which means any bit of corrosion or damage can be a big problem.



When—not if—some damaged threads appear on your project, there is a lot going through your head: Everything from horror stories of drills and threaded inserts to tales in which the hero was a wire brush. In the middle of the chart of options is chasing the threads to clean them and remove damage. You might be tempted to reach for your tap-and-die kit ... but that might not be the best idea.

Method #1: Use a Tap

There is always the chance that whatever tap you have is slightly different than the one that originally cut those threads. Any differences between the two would be settled by force; a hardened tap would easily bite a chunk out of the aluminum cylinder head to declare victory.

Method #2: Buy a Thread Chaser

If you're looking at that thread chaser and thinking, "Kyle, that looks an awful lot like a tap," you're correct. It does, but a couple of key features are hiding in plain view that make a chaser different than a tap—and better for this situation. The first is right on the nose: A pilot section, which helps align the tool into the thread bore. Taps lead with a cutting edge in most cases, which means if the tap starts slightly crooked, you'll have a harder time feeling the misalignment. If you try multiple times, you will start to remove the material. Remove enough, and the chance of stripping the thread increases significantly.



Thread chaser. Notice the distinct shape that is much less aggressive than a tap.

Notice that, behind the pilot, the threads do not have the same lead-in as a cutting tap. Again, since a chaser is only meant to restore damaged threads, the design is just less aggressive overall. Using a chaser means less chance of swarf falling into your project, too. Just to be cautious, coat the chaser with grease to catch any debris it might loosen. A good quality set of thread chasers is under \$100 and covers a variety of pitches.

Method #3: Make Your Own 1 – 4



1. The simple kit needed to make your own thread chaser at home

Making a thread chaser is not difficult, and the skill is a nice trick to have up your sleeve. Just take a grade 8 bolt and file down the first few threads to create that pilot and lead-in threads. If you are really motivated, use a hacksaw or small cutoff wheel to create a few reliefs that can collect any debris that will be forced out of the threads as it re-shapes and cleans them. Next time you are in the middle of that project and damage a set of threads, you are prepared to handle the problem the right way ... or at least understand the risks of doing it the other way. There is a place and time for each, and having



A cutting tap has a shape meant to form new threads

more skills and understanding of what you are doing is always a good thing. .



Notice the lack of a pilot to help center the cutting tap, and also the cutting edges to remove material



2. Start by filing the first few threads to create a starter thread or pilot depending on what you need



3. Using a hacksaw to slice a relief for chips or other debris can make the job easier



4. A thread chaser, made at home in 10 minutes



For Sale / Wanted To place an ad send your information to swinkinhofer @Hotmail.com, or mail to Sherry Winkinhofer

As a service to our members, the area Model A clubs have decided to share our classified ads sections! (this will include Model A specific items only.) Ads will run approximately 3 months unless we are notified that the item is still available.

For Sale: Stand for Model "A" motor plus many options. Has wheels, place for an air compressor, air tank. Big-stand! Take a look at: 5605 NE 6th, Des Moines

Contact: Pat Sumpter 515-262-6194 (CIMA 7/24)

For Sale: rebuilt model A engine. All new parts from Snyder's. Engine is assembled except for the head to allow view of cylinders and to hoist it. Following are all new pistons and rings, valves, valve springs, valve guides, head studs, two piece front pulley and nut, adjustable tappets. Poured and line bored, crank journals turned 10 thousandths, block and head have been milled. . Assembled with new gaskets and can be turned over with a craftsman breaker bar. Head is an original head in excellent condition. Block was pressure tested in October '23 with no cracks. \$2,850.00 Will hoist into your vehicle for transport.

Contact: Ed 785-690-7170 Eudora ,KS. (POA 45/24)

Wanted: 1928-29 complete radiator suitable for re-coring, in fair condition.

Contact: Ken Coleman 913-481-6654 call or text. (POA 5/24)

For Sale. Late 1931 Ford coupe with all the extras including Mitchel overdrive. Priced to sell 15,000 obo.

Contact: Harvey 816-617-2117. (POA 5/24)

Your Ad Could Be Here!



**MODEL A FORD CLUB OF AMERICA
BOARD OF DIRECTORS MEETING HIGHLIGHT
LA HABRA, CALIFORNIA
FEBRUARY 10, 2024 8:00 AM PACIFIC TIME**

National Conventions

June 23-28, 2024 Ruidoso, New Mexico
Host: Southwest Regional Group

May 31-June 7, 2026 Pendleton Oregon
Host: Blue Mountain A's

2028—Open

Open National Tours .

June 16-20, 2025 Civil War Battlefields Tour (Virginia)
Host: Dallas Chapter

2027 - Open

2029 – Open

National Awards Banquet

December 11-15, 2024 Salt Lake City, Utah
Host: Utah Valley A's

2025 – Open

2026 – Open

December 1-4, 2027 Visalia, California
Host: Charter Oaks A's

New Chapters Approved

Mid-State A's of Minnesota
ARK-LA-TEX A's

The NEW Model A Days

Presenting Two Special Events*

**Celebrating
The
Model A Bus**

**The Model A Driving Experience
& The Unveiling of the 31-AA Bus**

Friday & Saturday September 20-21 2024



MODEL A DAYS SEPTEMBER 20-21, 2024 LOCATED ON THE GILMORE CAMPUS,
6865 W. HICKORY RD. HICKORY CORNERS MI. 49009



For event Info & seminars 615-604-7423. Katie Herrick
Swap Reservations and information Mark Maron 847-302-7900

***Requires PRE-Registration**

Dedicated to the restoration
and preservation of the
Ford Model A

7:00 PM Meeting
First Monday of each Month
(except December)
at the American Legion
2607 MO-92 (92 Hwy & DD)
Smithville Missouri

nwmomodela.com
Find us on Facebook too!



**BOB BOND'S
ARTISTRY**

www.
bobbondart
.com

• Pinstriping
• Lettering
• Graphics
• Gold Leafing



• Flames
• Airbrushing
• Logo Designing
• Automotive Art

816-554-1800

Lee's Summit, Missouri

Best Battery

RANDY BEST

1112 Swift
N Kansas City MO 64116

816-741-7816
C: 816-260-4329

randy.bestbattery@gmail.com
www.bestbatterieskc.com



BRATTON'S
ANTIQUÉ AUTO PARTS



800-255-1929 Phone
www.brattons.com

800-774-1930 Fax
1606 Back Acre Circle
Mount Airy, MD 21771

Your source for Quality Model A Ford Parts since 1976

"HAVE AN 'A' DAY"

Mike's

Kelly A Lindeman

1-888-879-6453

email: mike@mikes-afordable.com
www.mikes-afordable.com



Specialising in 1928 - 1931 Model A Ford Parts

Tom Kautz
Owner

www.tomkautz.com

KAUTZ
Established 1916



Rebuilding Starters, Generators, and Alternators
6volt - 12 volt

920 Commercial St.
Atchison, KS 66002

Phone: (913) 367-1717

ERIC WENINGER
OWNER

2045 S BEDFORD ST
WICHITA, KS 67207

316-619-1821 CELL
316-685-2553 SHOP

www.modelmedic.com
modelamedicllc@sbcglobal.net

**THE
MODEL A
MEDIC LLC**



STOCKING A FULL LINE OF
NEW AND USED MODEL A FORD PARTS

SPECIALIZING IN FULL SERVICE REPAIRS,
ENGINE, DRIVE TRAIN, AND RESTORATION


**THE WORLD'S LARGEST SUPPLIER
OF 1909-31 FORD PARTS!**
We Feature American Made Parts

SNYDER'S
ANTIQUÉ AUTO PARTS

12925 Woodworth Road ♦ New Springfield, OH 44443

Toll Free Ordering:
(888) 262-5712

On-Line Ordering:
snydersantiqueauto.com
New Products Added Daily!



FREE
Fully Illustrated
CATALOG
U.S. ONLY

Commercial advertising space is available for \$25 per year
for a business card size space (approximately 2 x 4) or \$50
per year for a quarter page (approximately 4 x 4). These ads
are also included on our website at www.nwmomodela.com
For more info, contact us at
nwmomodelaclub@gmail.com

-Membership is Strongly Encouraged in Both of these Excellent National Organizations-



Model A Ford Club of America
Join on line at *MAFCA.COM*
 ~Membership Benefits~
 The Restorer magazine • Technical Support • Local Chapters • National Meets • Era Fashion Guidelines
 • "How to Restore Series • Judging Standards and Restoration Guidelines

Dues per year are
 U.S. Membership- \$50
 Canada/Mexico Membership - \$60
 International Membership - \$70
Make checks payable to Model A Ford Club of America

New Membership

Optional Initiation Package For New Members Only
 1—Back issue of *The Restorer*
 1—MAFCA Lapel Pin
 1—MAFCA Decal
 1 0 Name Badge
 Only \$11 extra

Name _____
 Spouse's Name _____
 Address _____
 City _____
 State _____ Zip _____
 Country _____ Telephone _____
 Permission to publish my telephone number in future Membership Rosters? Yes: ___ No: ___

Return this Form and Payment to
MAFCA
 250 South Cypress • La Habra, CA 90631-5515
 (562) 697-2712 Monday - Friday from 10AM



Model "A" Restorers Club
 6721 Merriman Rd, Garden City MI 48135
 (734) 427-9050 office
 (734) 427-9054 fax

Find Membership forms at <http://model-a-ford.org/>

Dues- New or Renewals () US Membership \$50.00
 () US Air Mail \$62.00 () Canada \$60.00 () International 70.00

New Members Only- Partial Membership: J/A, S/O & N/D issues only!
 () US Membership 26.00 () US & Canada Air Mail \$36.00 () International \$44.00

IMPORTANT:
Make checks payable to Model "A" Restorers Club (M.A.R.C.)
 All Memberships from outside the U.S. are to be remitted by International Money Orders in U.S. Funds (drawn on U.S. Bank) or credit card. And a personal check drawn on U.S. bank (U.S. funds must be stamped on check.)

With your membership you will receive a club membership I.D. card and the *Model "A" News*, our BI-monthly club magazine. In addition, each member is entitled to a free 40 word classified ad in each issue of our international publication, the *Model "A" News* (A good source of parts and information you may need for your car). _____

Address: _____
 City: _____ State: _____ Zip: _____

I give permission to publish my phone number in the future MARC Membership Rosters:
 () Yes () No Phone: _____

I give permission to publish my email in the future MARC Membership Rosters:
 () Yes () No Email: _____

THE ROAD RUNNER

% SHERRY WINKINHOFER
 PO Box 172
 Table Rock NE 68447