

The ROAD RUNNER



MAFCA Charter

MAFCA "Newsletter of Excellence" 2015, MARC "Award of Excellence" 2015

MARC Region

Officers

President:	Loura Cook
Vice President:	Bill Matteson
Secretary:	Mary Lou Matteson
Treasurer:	Bob Martin
Activities/Tours :	Doug Scott
Technical	Walt Jones
Concerns/Calling	Etta Ridgeway
Membership/Public Relations:	Liz Blakley
Merchandising:	Amy Lang
Raffle	Glenda Dunlap
Newsletter/Publishing:	Sherry Winkhofer
Webmaster:	Nelson Young
Property:	Terry Richardson
Director:	Terry Richardson
Director:	Bill Skaggs

Birthdays

Kenan Canales	12/06	Meghan Gray	12/20
Pat Lawlor	12/06	Bill Matteson	12/23
Mary Anne Jones	12/10	Linda Canida	12/28
Kimberly Shannon	12/12	Bob Martin	12/30
Donna Dunham	12/16	Steve Talley	12/30
Donna Schmitt	12/19		

Anniversaries

Harvey & Jean Gayle Parker	12/08
Gary & Rosemary Smith	12/19
Richard & Deloris Dahms	12/23
Ray & Brenda Meyer	12/24
John & Jody Layne	12/02

Monthly Meeting

No December Meeting

See you at the Christmas Party December 9th!

6:00 PM dinner available at special price, 7:00 PM meeting
The American Legion, 92 Hwy & DD, Smithville MO

Board Meeting

December 13th, 2018

The 3rd Thursday of each month,
7:00 PM, Woodneath Library Center
8900 NE Flintlock Rd, Kansas City, MO 64157

Technical Meeting & Breakfast Club-KC

Big Biscuit in Liberty

Please join us every Wednesday 7:00 am to "whenever"
at the Liberty Corner Shopping Center, at 840 Hwy 291
(816-429-5314)

Ice Cream & Socializing
Every Saturday evening 6:00 PM
Moved to Wendy's at
Hwy 152 and North Oak St., KCMO

Technical Meeting & Breakfast Club-St Joe

Every Monday 8:00-10:00 AM
Hy-Vee 201 North Belt Highway, St. Joseph

President's Comments:

This is my last letter as President and what a privilege and an honor it has been. The year seemed to whiz by with lots of fun people and places to go. I have had the best support system with folks who made my job much easier! Bill has brought us some awesome entertainment this year. Sherry, as always, making the Road Runner our record of events with pictures and articles that we revisit to remember all the fun we had. And thanks to Doug for outstanding tours along with others who took us on new adventures like the Dustbowl poker run. Special thanks to Bob for his steadfastness as Treasurer as he steps down after years of serving. We wind down our year with our Christmas party on December 9th.

2019 promises to be yet another record setting year with new board members who bring their talents and perspectives to each position. Welcome aboard! We have such wonderful members in our club with new members joining all year. Thanks to everyone who made this year a fun experience, leaving me with fond memories.

Merry Christmas and Happy New Year!

Loura Cook, President

When your only tool is a hammer, all problems start looking like nails.

Editor's Comments:

Can you believe it's the end of 2018 already!? That means a lot of things to a lot of people, but one milestone to me is that this is the last issue of year eleven of being the editor of this newsletter.

I became the editor with the January edition of 2008. With this newsletter, I have now put out 132 issues of the Road Runner. That just seems inconceivable. And yet, not once have I ran out of things to fill the pages. There is always something new to learn, history to ferret out, and fun events to report on. Not that it hasn't been work! I spend days each month, putting each edition together, and several hours to finalize it; printing, folding, stapling and taping, stamping, and trying to get it to the Post Office in a timely manner. But I feel it is of value to the club, and I do my best to live up to the confidence you show in allowing me to continue.

We have a new Board starting in January, and there will be some familiar faces missing. Bob Martin has been Treasurer since 2013, six years of hard service to the club. His dedication and meticulous adherence to details and procedure will be missed greatly. Terry Richardson has been on the Board for the last four years (VP, President, 2 years Director), and Amy Lang has served two years (Merchandise). They too will be missed! I can't not mention our Liz Blakley who served five years (Membership). We all miss her.

But not all the Board will be new. Many members are continuing on in their positions, but I'm out of space to name everyone. But thank you for volunteering for this sometime under-appreciated work. Without you, our club couldn't exist. I have to point out that Walt Smith has been on the Board in some capacity for seven years out of the last eight. Wow!!

It's been a great year!

Happy A'ing

Sherry Wink, Editor



NORTHWEST MO MODEL A FORD CLUB MEETING

American Legion Hall, Smithville, MO

November 5, 2018 7:00 p.m.

Greeters: Mary Anne & Walt Jones. Pre-Meeting Announcements: President Loura Cook announced a change in the order of business due to this being the Annual Meeting. She encouraged dues payments and sign up for the Christmas Party.

Meeting opened with the Pledge of Allegiance. Vice President Bill Matteson said the entertainment portion of the program would follow the annual meeting business.

Secretary Report: Motion to approve the September 10 Minutes as printed in the Road Runner, by Lonie Hank seconded by Bill Matteson. Motion Approved.

Treasurer Report: Opening Balance \$12,398.69; Income \$306.00; Expenses \$467.16; Ending Balance \$12,238.49. Motion to accept the Treasurers Report, by Sandy Hank, seconded by Nelson Young. Motion passed.

Election of 2019 Officers: Per Club By-Laws the Club President serves one term, followed by Vice President moving up as President the following year. Nominating chairman Bill recommended officers for the 2019 Board as: Vice President Gil Wanklyn; Secretary Mary Lou Matteson; Treasurer Nelson Young. President Loura called for additional nominations from the floor. Receiving none, Motion to declare the officers elected by acclamation by Bill, seconded by Jim Spawn. Motion Passed.

Approval of 2019 Budget: Copies of the 2019 Budget submitted by the Board were available to members at beginning of the meeting.

President Loura asked for comments or questions. Receiving none, Motion to Approve as submitted by Bill Skaggs, seconded by Clyde Pace. Motion Passed.

Old Business: Doug Scott recommended the membership consider donating all or part of the \$163.00 received from the Dust Bowl/Poker Run, to support the Parkville Veterans Memorial project sponsored by the American Legion and other groups, since the Legion was helpful to our club in making our event successful. The club voted unanimously to contribute \$163.00 to the Parkville Veterans Memorial project.

New Business: The club membership endorsed the board's recommendation to contribute \$200.00 to the MAFCA/MARC Model A Youth Restoration Fund by unanimous vote.

Activities: Attention was called to sign up sheets for November 12 Leavenworth Veterans Day Parade, and December 9 Christmas Party. Deadline for Christmas Party sign up is November 24.

Membership: Lonie introduced new members Linda and Ray Thompson and Sue and Tony Flieg and guests Kimberly Shannon and Terry Kupka and Michael and Darla Hoskins, and Darrell Orear.

Merchandise: Mary Anne reported items are now available for purchased, including name tags, tee shirts, jackets, etc.

Concerns/Calling. Etta reported birthdays and anniversaries. She sent a sympathy card to Vicky Roseberry on the passing of her mother and get well cards to Larry Sparks and Richard Dahms. Ron Anderson is now in a nursing-home. Etta suggested cards be sent to Ron at his home address. Mary Anne and Walt Jones received a congratulatory grandparents card.

Program: An entertaining roast and tribute to Doug Scott for his service as Tour Director highlighted the Club's best wishes to Doug and Lura as they soon relocate to Texas.

President Loura presented a Certificate of Appreciation to Glenda Dunlop in recognition for her work with the Club's raffle program.

Attendance: 49 members 5 guest

Meeting Adjourned at 8:15 p.m.!

Respectfully submitted by Mary Lou Matteson.

NWMO Model A Merchandise

Order your name tag now!
New magnetic version available
(cannot have pacemaker with these)
Also available: vests, t-shirts, sweatshirts,
car magnets,
hat pins, & decals!



Email Amydaniellelang@gmail.com
Or call 816-651-9567





Activities

"Departure places and times for events will be published on the Web Site and Newsletter the month prior to the event".

December 9th—Christmas Party

Arley Barley Barn, 16600 County Road C, Kearney MO
Arrive at 12:30, with the meal served at 1:00 p.m.
See page 4 for details.

June 10-14 -- Midwest Regional Meet -Des Moines, IA

Hosts: Central Iowa Model A Club
Info: contact Tom Jamison -- phone 515-253-9501,
Address: 6640 NW 48th St., Johnston IA 50131

If you are planning on joining in on any of the tours or activities, please sign-up at the meeting or let Doug Scott know in advance at (469) 323-6426
That way if an event has to be canceled or has a location or the schedule changed, we will do our best to make sure you are notified!



Friends,

We would like to extend our warmest "Thanks!" for the fabulous send-off you gave us at the November meeting. To Bill M--We enjoyed hearing your version of my work as Tour Director this past year. I'm glad I was able to provide you with much content with which to write. I'm still trying to determine just how much truth your comments contained. To Loura--The cake and ice cream were excellent and a nice touch to the evening. Dessert is always a welcomed treat. To the "Rusty Ford" quartet of Jim, Lonie, Walt, and Bill--A special "Thank You" for the time you invested in writing the lyrics and practicing the tune. I have no doubt that your Monday afternoon rehearsal was better than the performance for the club that evening. Regardless, it was a joy to listen to what you created.

We always looked forward to the club meetings and all the activities, and I especially enjoyed those who shared breakfast every Wednesday morning. I regret that I won't be part of the Board in the coming years and helping the club continue its growth. Each of you impacted us in your own way and for that we are grateful.

Our new address is 119 Red Bud Drive, Aubrey, TX 76227. (This is part of the Dallas-Ft. Worth Metroplex.) We're

keeping the same phone numbers and e-mail addresses. If you're ever in the neighborhood, please do stop by for a cup of coffee or a glass of wine. Better yet, if you need B&B services, we have ample room and everyone is welcome.

We'll cherish being members of the Northwest Missouri Model A Ford Club. Thanks for the memories and we'll see y'all down the road. *Ahoogah!!*

Doug & Lura Scott



New proof reader needed! -With the departure of Doug, the Road Runner has lost its proof reader. I'm looking for someone who is willing to read the newsletter via email prior to its printing. Pros are you get to read the Road Runner first, cons are I need a quick turn around as I'm always working on a very last minute schedule. If you fit the bill, let me know, please! *Sherry Wink, Editor*

New Members:

Mike and Darla Hoskins
10708 College Ave
Kansas City, Mo. 64137
Phone: 816-763-3797
Cell: 816-352-7097 (Mike);
816-357-7463 (Darla)
email: djdesign@swbell.net
Birthday (Mike) 4/22; (Darla) 8/20
1930 Model A Coupe

Fred and Sharon Kiehl
506 S. Sloan
Maysville, Mo. 64469
Phone: 816-449-2055
Cell: 913-231-0239 (Fred);
913-231-0156 (Sharon)
email: missionman502002@yahoo.com
Birthday (Fred) 5/18; (Sharon) 3/15
1930 Model A

Kimberly Shannon and Terry Kupka
7700 South C Hwy.
Holt, Mo. 64048
Cell: 816-592-9244 (Kimberly)
319-213-3322 (Terry)
email: changesinattitudes@hotmail.com
1929 Model A Tudor



Sunshine/Concerns
(816) 719-9997



Etta Ridgeway is our Sunshine/Concerns lady! If you know anybody in need of a card or phone call, please let her know. And, if you just want to share the news of a happy event, such as a new grandbaby or a wedding, let her know that too!

Deadline for the Next Road Runner The 20th of the preceding month

Email to swinkinhofer@hotmail.com
Or mail to: Sherry Winkinhofer
1459 Woodland Ave
Liberty MO 64068

Club Contact Information:

President Loura Cook: 816-632-1776
All Officers: nwmomodelaclub@gmail.com
Publications: nwmomodelaclub@gmail.com
816-519-2630

Visit www.nwmomodela.com today!

Please email any info, pictures, questions
& suggestions to
nwmomodelaclub@gmail.com



Any articles or notes without a byline are written by your editor.

Elegance Through Simplicity

The high style of Ford's Model A ran clear through to its dashboard

WORDS AND PHOTOGRAPHY BY DAVID LACHANCE

One of the greatest achievements of the people who gave the world the Ford Model A was their ability to make simplicity into a design aesthetic all its own. The New Ford was appealing not in spite of the economies taken, but because of them. The story of how Henry Ford insisted on reducing the number of fasteners on the Zenith carburetor from 14 to one has become a legend, and it's indicative of the kind of thinking that went on at Dearborn.

The dashboard of the Model A is yet another example of beneficial simplification. If you can, resist for a moment the shiny gauge cluster, and look at what it's set into. That's not just a stamped metal dashboard, but the back wall of the gas tank. How's that for multitasking? It's true that some states took a dim view of having the tank suspended over the driver's lap and wanted to outlaw the design, but all signed off when a combination fuel strainer/flame trap was added.

Before this turns into a Glamorous Gas Tanks feature, let's go back to that instrument cluster. The centrally mounted panel is a simple, stamped-steel design; some see a four-leaf clover in its shape, while others see a heart. It's finished in satin nickel for a rare luxurious touch. Ford ads called it "just one example of the quiet simplicity and air of richness that distinguish the new Ford cars."

The original design had four openings. On the left was the ignition switch; on the right, an ammeter; at the bottom, an oval-faced speedometer with odometer and trip meter; and on top, a fuel gauge that read directly from the tank--in fact, fuel would slosh up against the gauge's glass face. In the center was a thoughtfully provided lamp for the instruments.

What few switches and levers there were had been concentrated around the steering wheel. A switch below the horn button controlled the headlamps, and "mule ear" levers on the column controlled the spark advance and hand throttle. A combination choke and mixture control was located under the dash in front of the passenger's seat.



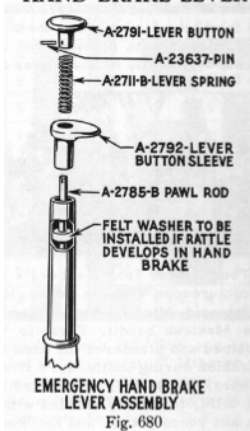
As with the rest of the car, there were few changes to the instrument panel through the car's four years of production. In late 1930, some months into that year's production run, the shape of the panel was altered slightly, becoming a bit "flatter" and gaining fine horizontal ribbing. The panel was now chromed steel, rather than nickel plate, and contained a round speedometer with no trip odometer. Insets at the top and bottom of the panel were painted, another decorative touch. The lamp was moved up under the dash rail.

The list of available Ford accessories for the Model A was long, and included some trinkets for the dashboard, such as a separate oil pressure gauge that could be mounted under the gauge panel and a column-mounted water temperature gauge. But old Henry considered neither of those a necessity, and the spare, crisp look of the Model A's dashboard is all the better for it.



From the Model A Service Bulletin, April 1929

CORRECTING NOISY HAND BRAKE LEVER



Sometimes a rattle will develop in the emergency brake lever, caused by the pawl road vibrating against the lever tube. This can be easily corrected by slipping a felt washer over the end of the pawl road. To perform this operation, proceed as follows:

Take out mat and floor boards.

Disengage emergency brake pawl from ratchet. Then place the gear shift lever in first speed. This will allow sufficient room to bring the emergency brake lever far enough back to permit the pawl to slide over the top of the ratchet.

With the lever button in its raised position, push out the pin that holds the lever button to the pawl. By tapping the

lever button sleeve with a lead or copper hammer, it can be removed from the lever tube.

Slip a felt washer over the end of the pawl rod in the tubing. It is a good plan to place a little oil on the washer before installing it. This prevents any possibility of the rod binding.

After installing felt washer, assemble emergency brake and replace floor boards and mat.

MAFCA BOARD OF DIRECTORS MEETING HIGHLIGHTS LA HABRA CA, SEPTEMBER 12, 2018

National Conventions

June 21-26, 2020 Kerrville, TX Host: The Alamo A's
2022 - Open
2024 - Open

National Tours

October 7-11, 2019 Kanab, Utah Host: Canyonlands - SIG
June 20-24, 2021 North Conway, NH Host: Lakes Region Model A Club
2023 Dearborn, MI Host: Southeastern Touring Group - SIG
2025 - Open
2027 - Open

National Awards Banquet

November 27-30, 2018 Tucson, AZ Host: Tucson Model A Club
December 2-5, 2019 Claremont, CA Host: Pomona Valley A's
2020 - Open
2021 - Open

Policy Changes

P2S05-G National Driving Recognition Awards

Submitted by Kay C. Lee, Secretary, September 22, 2018

Model A Mystery Part

What is it?

Do you know?

For "Bragging Rights", Send an email to
nwmomodelafordclub@gmail.com



Photo courtesy of Snyder's
Antique Auto Parts

Last Months' Mystery Part

This is a main drive gear bearing baffle.

Did you know?



Photo courtesy of Bratton's
Antique Auto Parts

Walt's Old Time Tech Tip

Walt Jones, Tech Director

An interesting read found in the October 2018 Rumbleseat Review Newsletter from the Wichita A's.

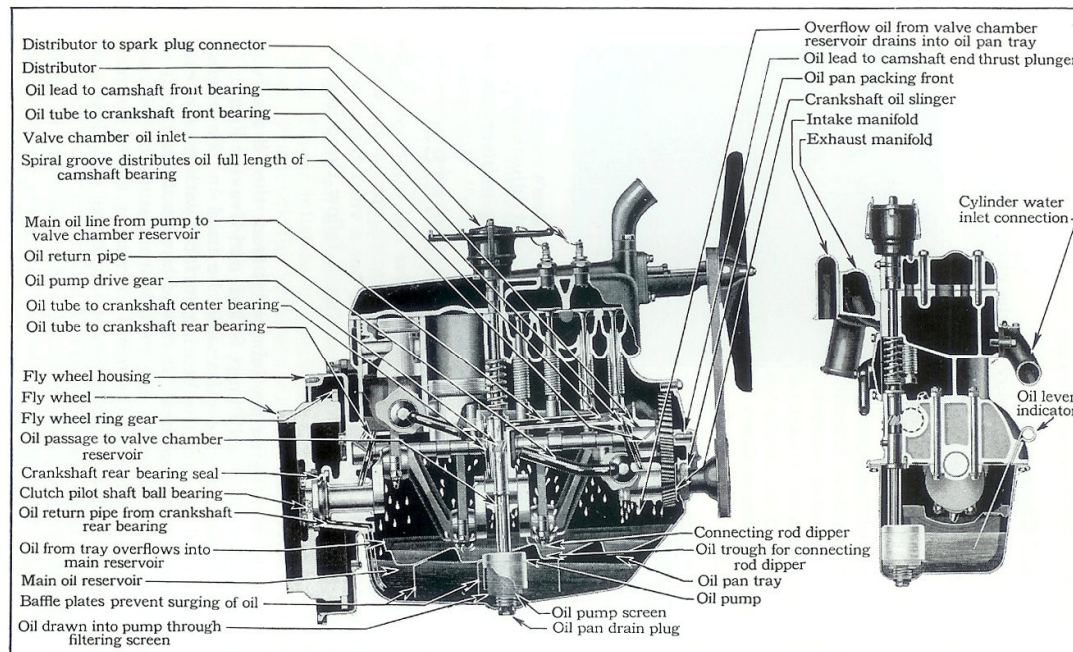
By Mike James

The starter Bendix drive on a model A is held in place by a bolt and locking tab washer. I have heard stories of the bolt head breaking or coming loose and falling down into the bell housing. Many Model A'ers simply replace the bolt and lock tab washer and drive on leaving the old hardware to rattle around inside the bell housing. Fortunately, about one year ago, I had occasion to discuss this issue with one of our club members, Jim Broadhead. Jim advised me that he had learned you need to get the old hardware out. Jim advised that if you are driving the car and hit a rough spot in the road, it is possible to jar the hardware into the path of the rotating flywheel and cause a serious issue (like wrecking your car)!

While attending the recent MARC tour in Branson, MO, I had the opportunity to observe a Model A'er who had the bolt come loose on his drive to Branson. This individual was content to replace the bolt and lock tab washer and drive on. Recalling Jim Broadhead's sage advice, "GET IT OUT NOW" - I felt it prudent to share my knowledge. It was about that moment that my twin brother, Pat, who has a 29 Model A, advised me he had left broken hardware inside his bell housing. Upon his return from Branson to his home in Albuquerque, NM, my brother heeded his new awareness of the issue, purchased a suitable magnet for retrieving lost things in the end bell and quickly (about 10 minute job) fished out the hardware by removing the starter. With the starter removed you have a nice size fishing hole to retrieve lost/broken hardware.



Attached is a photo showing the magnet my brother successfully used to fish out the errant bolt head and washer. It is worth noting that he had initially purchased a magnet from Harbor Freight but the magnet was too weak to retrieve the hardware. The magnet pictured was purchased on line from Amazon (Mag-Mate— magnetic retriever) For those still thinking "it's no big deal—leave the hardware in the bell housing" - look closely at the photo of the retrieved bolt head. Visual inspection showed it had kissed the flywheel several times Jim Broadhead's advice is correct. GET IT OUT NOW!



Model A Ford User's Manual

Here is one of the diagrams from the original user's manual supplied with the cars. Motormayhem.net has an upload scan of a reproduction manual to peruse at your convenience.

This diagram can be found at:

Motormayhem.net/wp-uploads/2008/04/engine-oiling.jpg

Figure 5
Sectional View of Engine Showing Lubricating System

Diamond Ring (or Not)

By Sherry Wink

Diamond rings were popular items with the well-to-do in the Model A Era. The below are a few examples from a 1930 Daniel Low & Co. jewelry catalog. The art déco influence is quite noticeable in these, with the geometric style and multiple stones.

Fancy cut diamonds such as baguette, emerald, or marquise, as well as the more common rounds, can be found in the designs shown to the right.

These rings also feature a few with other precious stones in them. The second ring on the top row has a genuine emerald, the third features a sapphire. The third row, last ring has a ruby as the center.

These rings are platinum, but they can also be found in yellow and white gold on other pages, and from other jewelry companies.

Don't get the impression that these are the only style available, these are just the designs from one specific company, and one specific type. This same catalog has many other styles available. It's fascinating just to look over all the styles availed even just for the men!

The rings on the page to the lower right are not precious stones or metal. Found further on in the same catalog, these are costume jewelry rings available for those of more limited means.

But the price tells the difference. The costume pieces cost from \$1 to \$3, while the real thing started at \$150 for a simple style to \$1375 for a setting with 3 large diamonds paved with 66 smaller diamonds!

FASHIONABLE RINGS OF SOLID PLATINUM

D6556 300.00 Smart design with center of 2 large baguette diamonds and border of 20 small.

D6558 285.00 Fine genuine emerald, 2 fine perfect diamonds with 6 smaller.

D6563 340.00 Genuine sapphire with border of 40 sparkling diamonds, produce a ring of striking design.

D6641 225.00 Genuine sapphire, 2 large, 6 small diamonds.

D6565 350.00 2 fine perfect diamonds, 1 large baguette and 12 small diamonds.

D6569 225.00 4 genuine sapphires with border of 16 small diamonds make an exceptional value.

D6797 675.00 2 fine perfect diamonds, genuine emerald center, ornamented by 4 large baguette diamonds and 34 small.

D6567 375.00 Modernistic design with marquise diamond center, 6 baguettes and 18 ornamenting small.

D6560 150.00 1 large diamond with 2 smaller in neat design.

D6568 145.00 This ring with 3 large and 8 small diamonds is an outstanding value at this price.

D6572 500.00 Extra fine genuine sapphire, 2 large perfect diamonds with 12 smaller diamonds.

D6573 450.00 Fine gem ruby with 2 baguette diamonds, 22 small in smart design.

D6574 185.00 1 large diamond and 4 small in smart modern design with plain polished border.

D6571 800.00 3 extra fine blue white diamonds, weight 1.60, with 34 small, complete a ring of rare beauty.

D6575 1375.00 3 large perfect diamonds in gorgeous setting paved with 66 smaller diamonds.

D6576 275.00 Captivating design featuring marquise cut diamond center with 24 small diamonds.

D6557 385.00 3 large perfect diamonds with 16 smaller in low graceful design.

D6577 225.00 1 large and 10 extra fine ornamenting diamonds in neat design at exceptionally low price.

Daniel Low & Co. *Brilliant Stones—Newest Designs* Salem, Mass. S 43

P2402 1.00 P2404 2.50 P2403 1.50 P2400 3.00 P2305 1.50

P2406 2.25 P2408 2.00 P2409 1.00 P2419 1.50 P2410 3.00

FANCY RINGS WITH THE BRILLIANCY OF DIAMONDS

Lovely rings which have so much the appearance of real diamonds and platinum that it is hard to believe that they are not genuine. They are copies of platinum designs and the stones are set in the same way. They are the finest quality rhinestones in sterling silver settings. The stones are the finest imitations. Be sure to send size when ordering. Illustrations actual size.

P2402 Guard ring, rhinestones all around, chased sides 1.00 P2419 Beautiful ring paved with brilliant rhinestones 1.50

P2501 Sapphires 1.00 P2505 Emeralds 1.00 P2441 Stunning ring with 3 baguette rhinestones 2.00

P2403 Guard ring, square rhinestones set close all around 1.50 P2430 Copy of platinum and diamond solitaire, now step setting, large center stone, 4 on either side 3.00

P2404 Square sapphire and rhinestones, gallery setting 2.50 P2466 Attractive ring, sparkling with rhinestones 1.00

P2405 Handsome sapphire, brilliant rhinestones edge 2.25 P2505 Guard ring, square sapphires close all around 1.50

P2410 Rich colored amethyst surrounded by rhinestones 3.00 P2421 Same design with fine sapphire center

I ran across this 1928 recipe book "Famous Tea Rooms and Their Famous Recipes," which was published by The Best Foods, Inc at teawithfriends.blogspot.com. It looks really yummy! If anyone tried it out, I'll bring the tea!

Orange Biscuits

- 4 cups bread flour
- 3 tablespoons baking powder
- 1 teaspoon salt
- 1/2 cup shortening
- 1-3/4 cups milk
- Sugar cubes
- Orange juice
- Orange rind, grated



Preheat oven to 400 degrees. Sift together the flour, baking powder and salt, then cut in shortening with a pastry blender. Add enough milk to make a soft dough. Roll out and cut into 1/2-inch-thick round biscuits. Place on greased baking sheet close together. Dip sugar cubes one at a time into orange juice and press into biscuit. Sprinkle orange rind over biscuits and bake for about 15 minutes. Yields 24 biscuits.

Brands We Still Know

By Sherry Wink

Ebenezer Butterick launched The Butterick Company in 1863. He was inspired by his wife Ellen, who had remarked about the difficulty of using the one size patterns then available. In 1866 he added women's fashions. Butterick quickly produced several fashion magazines as a promotional aid for their patterns, but the most successful one was "The Delineator" started in 1873. Originally meant just as a marketing tool, by the turn of the century it was considered one of the best of the women's fashion and general interest publications. By the late 1870s, Butterick patterns were popular internationally, including in Paris, fashion center of the world. In the 1920s, when the depression began, patterns sales continued to rise as more women were making their own fashions at home.



Full page article from Delineator, June 1928.

Interesting note: During WWII, the War Production Board wanted to limit yardage in clothing. The home sewing industry worked with the Board to find workable restrictions. Butterick patterns of the era reflected that economy in their fashions with a new slim silhouette, narrower skirts, and trims and details simplified.



For Sale / Wanted To place an ad send your information to swinkinhofer@Hotmail.com, or mail to Sherry Winkinhofer

As a service to our members, the area Model A clubs have decided to share our classified ads sections! (this will include Model A specific items only.) Ads will run approximately 3 months unless we are notified that the item is still available.

For Sale: 1930 Model A Ford 5 window coupe, rumble seat, barn find, mechanically restored, parade and show ready \$20,000 or make offer.
Contact: Richard Dahms 816-390-8103

For Sale: Slick running & looking 1928 Model A Tudor, Brewster Green, Very Good condition. All original with electric turn signals and wipers added. Asking 15,000.
Contact: Lee Huett 816-528-4625.

For sale: Platform (flat) bed for 1930-31 AA truck. 80" wide-105.5" long. Wood is gone. \$150.
Contact: John Kunkle (913) 426 2460 (NWMO 11/2018)

For Sale: 1941 Chevy Master Deluxe Coupe, running gear good, extra tires & wheels extra transmission.
Contact: Terry Richardson (816) 365-0885 (NWMO 11/2018)

For Sale: 1930 Ford Model A 4 door sedan, all original- I am the fourth owner - it was purchased new in Granite Falls, Mn. Phil Wright - has restored / maintained since I have owned it. Price - fair price for both parties, Edgerton, MO
Contact: Gary Beckman 816-522-1393 (NWMO 11/2018)

For Sale: 1930 Fordor blindback. Only 5,279 Standard two window sedans made by the Ford Company in this model per Ford archives. Set up to tour with a brand new radiator, electronic ignition, 4-speed overdrive transmission, turn signals. Beautifully restored in 1990's with the hand of Gary Bockelman. Car is very tight no air leaks and has rear assist straps and seat strap. Has a loud speaker, siren and great oogah horn for parades. Rear end newly rebuilt in 2005. Car is very dependable. Has a few road scratches a small dent on passenger side of the hood where old two blade fan came apart. Has approximately 14, 000 miles since overhauled. Originally owned I was told by the Maude Brown KC Mobsters and then by Chris Launer and then me. Has a beautiful trunk. Asking \$20,000 good driver, selling due to health issues.
Contact: Larry and Karen Sparks (816) 699-5600 leave message if no answer. (NWMO 11/2018)

For Sale: 1931 Ford Model A 5 Window Coupe with Rumble Seat. Blue with a Black Top. Good Condition, \$15,000.
Contact: Al Neumann @ (515)468-1369 (12/2018 CIMA)

For Sale: 1931 Ford Model A Victoria Leatherback, 3.8 Buick - V-6 Engine, Power Steering, Power Brakes, Power Windows, Heat & Air Conditioning, Mustang Front Suspension, Corvette Rear Suspension. California \$34,950.00
Contact: Lois Vaille 913-631-1139 (POA 11/2018)

Wanted: I am trying to find an external oil filter system like Don Lobner installed on most of the engines he built.
Contact: Ken Coleman 913 631 2752

For Sale: 1928 Ford Model A Fordor. Original paint. Good Condition. \$12,000.
Contact: Gordan Lewis (641) 990-1490 (12/2018 CIMA).

Send a Brick for Christmas!

Since 2011, when we first started raising money for the construction of the Model A Museum, about 1550 bricks have been ordered in memory or in honor of your favorite Model A's, Model A clubs and regions.



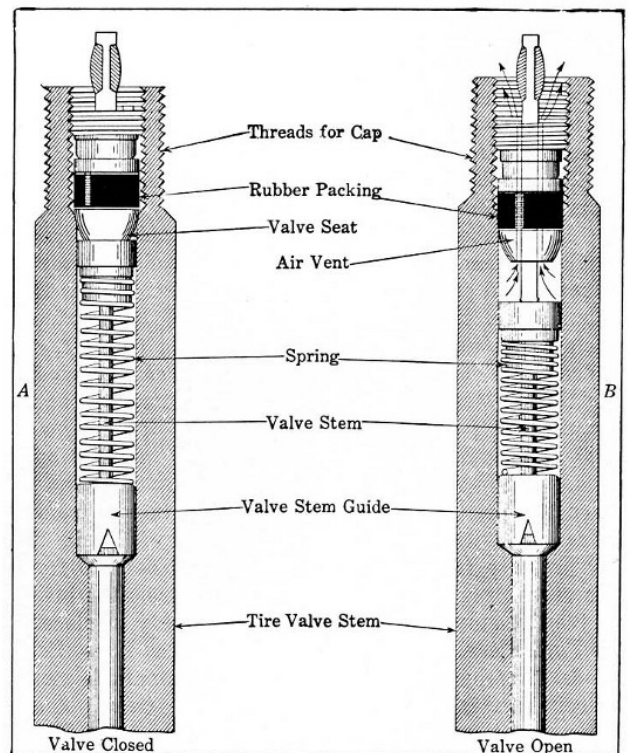
We have room under the gas canopy at the Museum for about 110 more bricks. It would be a wonderful thing if we could finish off that area by Model A Day 2019! So how about ordering a brick for a loved one for Christmas.

A personalized brick would make a great gift for that parent or grandparent who really doesn't 'need' anything and of course, it would benefit the Model A Museum as well. If your Model A region or club doesn't yet have a brick at the Museum, now would be a good time to do that as well. Use the brick order form in the upcoming issue of the 'A' Preserver or copy and paste this link into your browser:

<http://www.maffi.org/WContent/Download/BuyABrickDonation.pdf>

It will be in place at the Museum by September 21, 2019.

Merry Christmas and thank you,
 Loukie Smith, Brick Coordinator



SCHRADER TIRE VALVE, shown here in sectional views with valve closed (A) and valve open (B), was universally used by almost all tire manufacturers during years of Model A.

Luncheon at the Martins

By Sherry Wink

It was a delightful afternoon at the Martin's. Hosts Bob and Donna and daughter Laura provided us with a beautiful venue, good food, and of course, great company! Fifteen ladies joined in on the fun and it was enjoyed by all. Lace tablecloths, dainty handkerchief napkins and china place settings all added to the elegant ambiance. The meal included appetizers by such as jalapeno wonton poppers, corn and bacon relish cups, mini-cheese balls and square deviled eggs with Jody and Sherry assisting Laura and Donna. The main course from Donna and Laura was a delightful fresh salad and luscious turkey pot pies, created by Donna and served in lace. The meal was completed with desserts from Jody and Sherry, with dainties such as lavender and honey shortbread, flourless chocolate torts, cream puffs and meringues, and dishes of angel food with lemon curd cream, fresh berries with a poured sugar dome! It



The men were not left out of the deliciousness, although their setup and food was not as dainty!




Time to think about renewing your membership for next year. Bet the holiday rush—do it now!



Northwest Missouri Model A Ford Club Membership Application

www.nwmomodela.com

<input type="checkbox"/> New Membership:			<input type="checkbox"/> Renewal:		
Name:			Spouse/Partner:		
Address:					
City:		State:		Zip:	
Home Phone:		Member Cell:		Other Cell:	
Member Email:			Other Email:		
Month/Day of Birth:		Anniversary:		Month/Day of Birth:	
Allow information for club roster or handbook yes <input type="checkbox"/> no <input type="checkbox"/>					
Model A Information					
Year:		Model:			
Indicate Condition:					
<input type="checkbox"/> Show <input type="checkbox"/> Restored <input type="checkbox"/> Being Restored <input type="checkbox"/> Drivable <input type="checkbox"/> Basket Case (but there's still hope!)					
Year:		Model:			
Indicate Condition:					
<input type="checkbox"/> Show <input type="checkbox"/> Restored <input type="checkbox"/> Being Restored <input type="checkbox"/> Drivable <input type="checkbox"/> Basket Case (but there's still hope!)					
Membership in National Organization					
<input type="checkbox"/> Model A Ford Club of America (MAFCA)			<input type="checkbox"/> Model A Restorers Club (MARC)		
<i>National affiliation is strongly encouraged but not required</i>					
Membership in other local clubs					
<input type="checkbox"/> <i>Members of Plain Ol' A's</i> <input type="checkbox"/> <i>Heart of America</i> <input type="checkbox"/> <i>Henry's A's</i> <input type="checkbox"/> <i>Other</i> _____					
Auto Insurance Requirements:					
Owners of all cars must meet state mandated insurance requirements for vehicles. The Northwest Missouri Model A Club is not legally responsible for any expenses incurred due to accidents or injuries sustained in club sponsored events.					
Signature:				Date:	
<input type="checkbox"/> Enclosed are my dues for membership year January 1 to December 31					\$25.00
<input type="checkbox"/> Enclosed are my dues for partial year membership (Prorated per month; check with the membership director) \$_____					
<i>Please make checks payable to: NORTHWEST MISSOURI MODEL A FORD CLUB</i>					
<input type="checkbox"/> Send Newsletter by US Mail			<input type="checkbox"/> Email attachment. Will save club postage		
Mail to:		Nelson Young 6906 N Bellefontaine Ave Gladstone MO 64119			



"A" REPAIR SHOP

BOB HESS

12731 CHERRY STREET, KANSAS CITY 64145
816-941-4101 Cell: 816-668-3902

SERVICE - REPAIRS - UPGRADES AND COMPLETE RESTORATION
OVER 20 YEARS EXPERIENCE - MAFCA CERTIFIED MASTER JUDGE

A - Z Model A Parts - Zanes

Ron and Sondra Kester, Owners
787 Central Street
Glade, Kansas 67639
Phone: 785-543-6729
e-mail: 2officegirls@ruraltel.net

Serving ALL Veterans and
the Community



Remembering
Those Who Served

AMERICAN LEGION
U.S.M.C. NAVY
ARMY USAF
COAST GUARD

Smithville American Legion Post 58
P.O. Box 158
Smithville, Missouri 64089
(816) 532-8115

LOCATED AT:
Hwy 92 & County Road DD
Find us on Facebook at:

<https://www.facebook.com/SmithvilleAmericanLegionPost58>



AUTO COLOR & EQUIPMENT

524 E. 23rd Street Independence, MO 64055

TOUCH UP Aerosols - Bottles

Computerized Color Match Available

PHONE: 816-254-5630

FAX: 916-254-5635

www.auto-color.com

www.bobbondart.com

50
YEARS



- Graphics
- Lettering
- Pinstriping
- Airbrushing
- Flames
- Gold Leafing
- Logo Designing
- Automotive Art

25612 NE Colbern Road Lee's Summit, MO

816-554-1800 1-800 BOB BOND

BRATTON'S

ANTIQUE AUTO PARTS



800-255-1929 Phone
www.brattons.com

800-774-1930 Fax
1606 Back Acre Circle
Mount Airy, MD 21771

Your source for Quality Model A Ford Parts since 1976

Tom Kautz
Owner

www.tomkautz.com

KAUTZ  **Electric
Auto Parts
Auto Glass**
Established 1916

Rebuilding Starters, Generators, and Alternators
6volt - 12 volt

920 Commercial St.
Atchison, KS 66002

Phone: (913) 367-1717

"HAVE AN "A" DAY"



Michael Butcher

1-888-879-6453

email: mike@mikes-afordable.com
www.mikes-afordable.com



Specialising in 1928 - 1931 Model A Ford Parts

Commercial advertising space is available for \$25 per annum for a business card size space (approximately 2 x 4) or \$50 per annum for a quarter page (approximately 4 x 4). These ads are also included on our website at www.nwmomodela.com

For more info, contact us at nwmomodelafordclub@gmail.com



BRASSWORKS
Aries Mufflers

New and Used Antique Parts

MILT'S MODEL 'A' REPAIR, PARTS & SALES

F.S. Modern Ignitions • Mitchell Overdrive
Overdrive & 4-Speed Transmissions Installed

403 Cypress St
Grain Valley, MO 64029
hesfrt@sbcglobal.net

Milton Hessfort
Cell 816-590-4317

Snyder's

ANTIQUÉ AUTO PARTS

12925 Woodworth Rd. New Springfield, OH 44443

The World's Largest Selection of 1909-31 Ford Parts

FREE Fully Illustrated Catalog

\$10.00 outside the U.S., Canada, & Mexico

Servicing the Hobby

For Over 50 Years!

Toll Free Ordering (888) 262-5712 or FAX (888) 262-5713

For technical info (330) 549-5313 or FAX (330) 549-2211

Order On-Line @ www.snydersantiqueauto.com

RETIREMENT PLANNING – IS SOCIAL SECURITY ENOUGH FOR YOU?



DAVID B. BLICKHAN, MBA
Branch Owner

P 816.746.0080 | M 816.694.2625
dblickhan@jcgrason.com
www.jcgrasonkansascity.com



While most of us realize the importance of retirement planning, sadly, it is something that many of us do not take seriously. Recent studies have shown that one in three Americans have no retirement saving and an additional 23% have less than \$10,000 in retirement savings. Only 53% of working Americans are covered by a retirement plan at work; 23% are covered by a pension and 40% have access to a retirement savings plan, such as a 401k. However, out of those 40%, only 44% actually take advantage of their retirement savings plan. The 47% of Americans not covered by a retirement plan at work have to take accountability of their retirement savings and, according to the studies, many simply do not.

Some people may simply think that they will live comfortably off their social security. Well, if you can maintain your lifestyle on the approximate 40% of their income that social security will likely replace, then you are correct! Frankly, I don't think many can. Plus, it is expected that without legislation, the Social Security Trust Fund will run out of money in 2034. At that time, benefits will have to be paid by the taxes paid by people in the workforce. With 10,000 baby boomers retiring per day, it is projected that these taxes will only support 79% of the benefits being paid. Which will lead to either reduced benefits, or more likely in my opinion, higher payroll taxes for employers and employees.

People often decide that they are going to draw social security as soon as they can, at 62. This is a decision not to be taken lightly. It first reduces your full retirement benefit by 26.67% for the rest of your life. It also reduces the amount your spouse can receive; if you hold off drawing social security until full retirement age (67 for those born in 1960 or later), the lower earning spouse is entitled to at least half of the benefit of the higher-earning spouse. Secondly, it limits the amount of additional income you can make to \$17,040 until you reach full retirement age. If you exceed that amount, \$1 of your social security benefit is taken away for every \$3 above the limit. It is quite likely that if you elect early retirement, you are quite likely exiting the work force in your peak earning years, potentially hindering your ability to live your retirement years in the lifestyle you would like.

A key consideration on whether to draw your social security early is your honest assessment of your longevity. The break-even on whether to draw social security at 62 vs. your full retirement age is approximately 17 years, or at 79. If you wait to draw social security until 70, the break-even is approximately 82. Let's use an example of a person eligible for \$25,000 of social security at 62. If he/she waits until full retirement age of 67, that benefit would be \$35,766 and at 70 it would be \$43,720 or a difference of \$18,720 a year. In addition, your spouse would receive half of that benefit if hers/his calculated benefit is less than that. Also, keep in mind that the surviving spouse bumps up to the decedent spouse's benefit if it is higher.

The decision on when to begin drawing on social security is a personal one, yet one of the most important decisions you will make in your retirement planning. While the government has tightened some loopholes on strategies to maximize your benefit. If you would like to discuss your specific situation, please feel free to contact me at 816-746-0080 for a complimentary consultation.

The Northwest Model A Ford Club does not personally endorse or guarantee any products or services advertised in this publication

-Membership is Strongly Encouraged in Both of these Excellent National Organizations-



Model A Ford Club of America

Join on line at *MAFCA.COM*

~Membership Benefits~

The *Restorer* magazine • Technical Support • Local Chapters • National Meets • Era Fashion Guidelines

• "How to Restore Series • Judging Standards

and
Restoration Guidelines

Optional Initiation Package

For New Members Only

1—Back issue of *The Restorer*

1—MAFCA Lapel Pin

1—MAFCA Decal

Dues per year are
U.S. Membership- \$50

Canada/Mexico Membership - \$60

International Membership - \$70

New Membership

Name _____

Spouse's Name _____

Address _____

City _____

State _____ Zip _____



Model "A" Restorers Club

6721 Merriman Rd
Garden City MI 48135
(734) 427-9050 office
(734) 427-9054 fax

Find Membership forms at

<http://model-a-ford.org/>

2018 Dues- New or Renewals () US Membership \$45.00

() US Air Mail \$57.00 () Canada \$55.00 () International \$61.00

**New Members Only- Partial Membership:
J/A, S/O & N/D issues only!**

() US Membership \$24.00 () US & Canada Air Mail \$34.00 () International \$42.00

IMPORTANT:

Make checks payable to Model "A" Restorers Club (M.A.R.C.)

All Memberships from outside the U.S. are to be remitted by International Money Orders in U.S. Funds (drawn on U.S. Bank) or credit card. And a personal check drawn on U.S. bank (U.S. funds must stamped on check.)

THE ROAD RUNNER

% SHERRY WINKINHOFER

1459 Woodland Ave

Liberty MO 64068